

Hello, I'm Henry.
 What's your name?

I'm Lisa.

1A Hello!

1 LISTENING & SPEAKING

a 1 2))) Listen and repeat.

Lisa Hello, I'm Lisa Silva.
Henry Hi, I'm Henry Green.
 Nice to meet you.
Lisa Nice to meet you!

b In pairs, practice the dialogue.

c Now say who you are.

Hello, I'm _____.

Hi, I'm _____. Nice to meet you.

Nice to meet you!

d 1 3))) Read and listen.



1 **Lisa** Are you in number 2?
Henry Yes, I am. Are you in number 1?
Lisa No, I'm not. I'm in number 3.
 See you soon!
Henry Goodbye!



2 **Lisa** Hi, Henry! You're in my class!
Henry Hello. Sorry, what's your name?
Lisa I'm Lisa. Lisa Silva.
Henry Excuse me?
Lisa Lisa Silva.
Henry Oh, right.

e 1 4))) Listen and repeat dialogue 1. In pairs, practice the dialogue.

f 1 5))) Listen and repeat dialogue 2. In pairs, practice the dialogue.

2 GRAMMAR verb *be*: I and you

- a Look at dialogues 1 and 2 in **1d** on page 4.
Write the contractions.

I'm = I am
 _____ = I am not
 _____ = You are

- b ► **p.92 Grammar Bank 1A.** Learn more about the verb *be*:
I and *you*, and practice it.

- c **17**))) Listen and say the contractions.

))) *You are* (*You're*

3 VOCABULARY numbers 0–10

- a Look. What are the numbers?



- b ► **p.116 Vocabulary Bank Numbers; days of the week.**
Do part 1.

- c Count around the class from 0 to 10 and then from 10 to 0.

- d **19**))) Listen and say the next number.

))) *one, two* (*three*

4 PRONUNCIATION

word stress; /h/, /aɪ/, and /i/



Word stress




In English, stressed syllables are longer and louder.

li|sten re|peat

- a **10**))) Listen and repeat the words.
Underline the stressed syllable.

- 1 he|llo
- 2 num|ber
- 3 ex|cuse
- 4 good|bye
- 5 pho|to
- 6 co|ffee

- b **11**))) Listen and repeat the words and sounds.

 house	hi hello Henry here
 bike	I hi nice five
 tree	three meet Lisa Henry

- c **12**))) Listen. Practice the sentences.

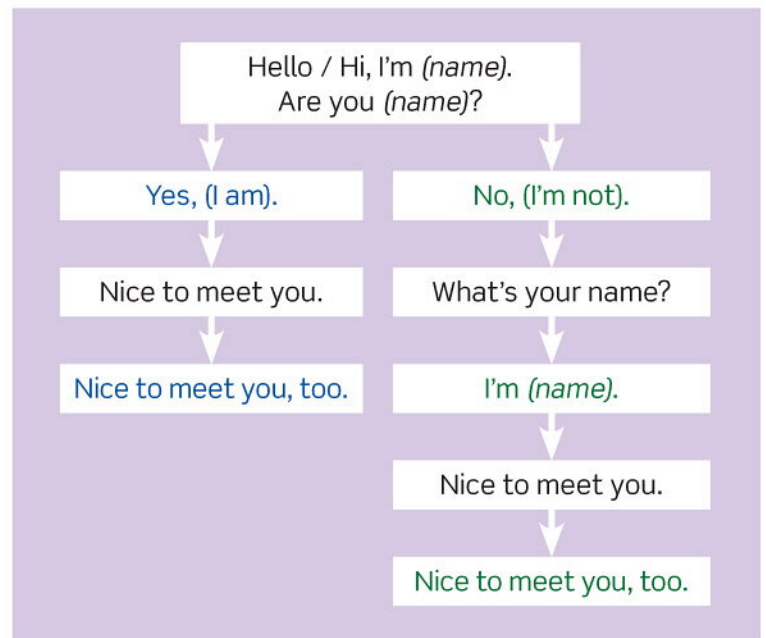
Hello, Henry here.

Hi! I'm nice.

Meet Henry Green at three.

5 SPEAKING

Practice with other students.



6 VOCABULARY days of the week

- a ► **p.116 Vocabulary Bank Numbers; days of the week.** Do part 3.

- b **14**))) Listen and say the next day.

))) *Thursday, Friday* (*Saturday*

- c Practice with other students.

Bye!
 See you Wednesday!
 See you tomorrow!
 Goodbye!