

3

BIG FUN

Mario Herrera



Barbara Hojel

CONTENTS

1 At School	1	6 Our Things	61
2 Feelings	13	7 Animals	73
3 Home	25	8 Places	85
4 Recycle	37	9 Show Time!	97
5 Eating Out	49		

Cutouts
and Stickers
included!





BIG FUN

Song



*From the sky to the ground
And all the way around—
We can have big fun!
If there's rain, if there's sun,
Let's play with everyone.
We can have big, big fun!*



Take a walk outside.
Our world is big and wide.
There are flowers and trees
And yellow bumblebees.
Buzz, buzz, buzz!

(Chorus)

Join your hands with me.
Let's see what we can see!
Then take a closer look.
We'll learn beyond our book.
Look, oh, look!

(Chorus)

1

AT SCHOOL


A5 & A8

1

Look, predict, and draw. Listen.



Find the
bus drivers.

Unit Preview; **FIND IT** in the unit: *bus drivers*

2 Listen and say. Find and match.



principal



secretary



English teacher



music teacher





gym teacher



janitor



gatekeeper



bus driver



6 ✂ Trace letters. Cut out and paste. Trace and read. 🎵




Pre-reading and Pre-writing Practice: Ff, Ss, Mm, Aa; rebuses
Values: We respect others.

Who Is She?



This is our new friend, Tomoko.

1



Who is he?

2



He is the gym teacher.



What does he do?



He teaches us games.

3



He's dancing!











4



We're dancing, too.




Listen and say. Count, stick, and trace.



 10	 11	 12	 13	 14
 15	 16	 17	 18	 19



8  Look closely. Cut out and paste the cutouts in order.



9 Ask, answer, and check.



janitor



gym teacher



music teacher



gatekeeper



bus driver



secretary



principal



English teacher

Who is he?

He is the janitor.
He cleans our school.




2

FEELINGS

A5 & A21
1

Look, predict, and draw. Listen.



Find the sleepy children.

Unit Preview; FIND IT in the unit: *sleepy children*

2 Listen and say. Find and match.



amazed



happy



sad



sleepy



3 Listen and say. Find and match.



excited



mad



scared




sick



Vocabulary Presentation: excited, mad, scared, sick; Language Practice: Are you OK? Yes, I am. I'm (excited).
Language Presentation: What are you doing? I'm (exercising). We're (playing soccer).

Listen and color Mom's face.



5 Listen and cross out the picture that has a different initial sound.

L

l






T

t






P

p






E

e






6 ✂ Trace letters. Cut out and paste. Trace, write, and read. 🎵



Are You OK?



Are you
OK?



No, I am not.
I want to play.

1 2



Look at
the ant.



Oh, I
see it.



Are you OK?



Yes, I'm amazed!

3

4




Are you OK?



Yes, we're OK.
Our ball is not!

7 Listen and say. Count, stick, and trace.


 $= 20 =$





8



Look closely. Cut out and paste.



PROJECT

Make Hedgehogs



Wash your hands afterward.



Amazing Project: Make hedgehogs with clay and toothpicks.
Science and Art Connections

9 Ask, answer, and check. 

mad



happy



amazed



scared



sleepy



sick



sad



excited

Are you OK?

No, I am not.
I'm mad.GO TO
SHOW
TIME
Page 101

3

HOME

A5 & A3α

1

Look, predict, and draw. Listen.



Find the beds!



Unit Preview; FIND IT in the unit: beds

UNIT 3
25

2 Listen and say. Find and match.



kitchen




living room



bedroom



bathroom




Where is Mom?

She is in the kitchen.

Listen and say. Find and match.



hallway



stairs



closet



dining room



Vocabulary Presentation: *hallway, stairs, closet, dining room*; Review: *upstairs, downstairs*
 Language Presentation: *Where is (Sister)? (She) is (in the hallway). What is (she) doing? (She) is (playing with a ball).*

4 Listen, look, and match.



bed



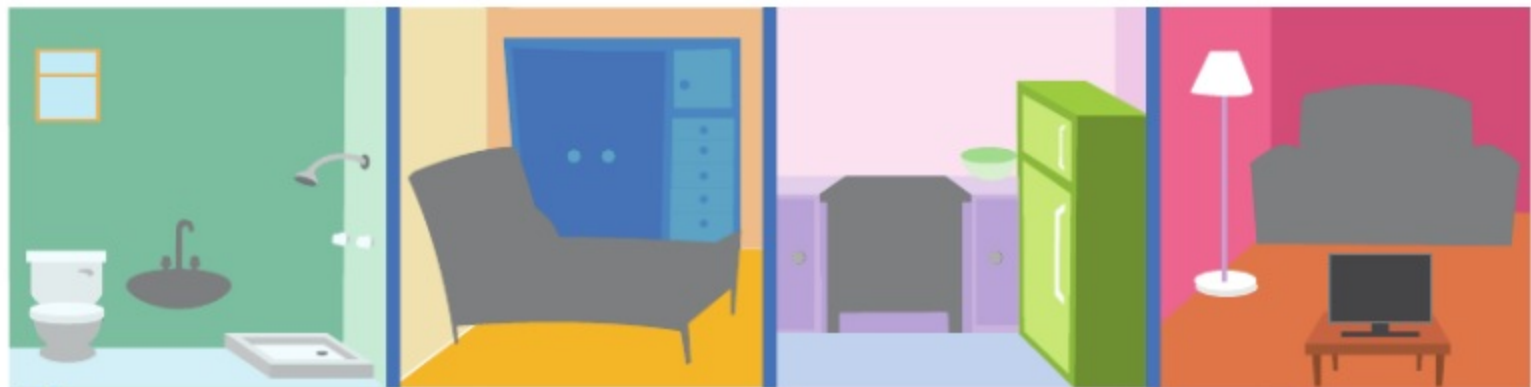
stove



sofa



sink



5 Listen and cross out the picture that has a different initial sound.



N






n




C

c

G




g




I




i




6 ✂ Trace letters. Cut out and paste. Trace and read.



It is a



• It is a period.

It is a



•



Where Is Meg?



Hello, is Meg here?



Hello, Pam.
Meg is in our living room.

1

2



Meg, I'm here.
Where are you?



I'm here.
Find me!



What are you doing?



I am cooking.

3

4



I'm cooking in my kitchen.




In your living room? Oh!

7 Listen and say. Count, stick, and trace.



= 30 =





8 ✂ Look closely. Cut out and paste the cutouts in order.




1



2



3



PROJECT

Make Spiders

Hang your spider
from the ceiling!


Amazing Project: Make hanging spiders.
Science and Art Connections

UNIT 3

35



9 Ask, answer, and check. 



Where is Dad?

He is in the living room.



GO TO
SHOW
TIME
Page 102



4

RECYCLE

A5 & A57

1

Look, predict, and draw. Listen.



Find string!



2 Listen and say. Find and match.



tape



paper plates



boxes



string



3 Listen and say. Find and match.



paint



paintbrushes



sticks



glue



4 Listen and circle the piñata. Listen again and circle the materials.



Materials for piñata

Plastic bottles



Tape



Newspaper



Balloons



Boxes



Paper



Sticks



Paint



5 Listen and cross out the picture that has a different initial sound.

H h



A 2x2 grid of images: a horse, a lion, a chicken, and a black hat.

R r




A 2x2 grid of images: a toothbrush, a young boy, a gold ring, and a rabbit.

B b



A 2x2 grid of images: a red barn, a bunch of bananas, a baby, and a slice of pizza.

O o



A 2x2 grid of images: a brown cow, an ostrich, an octopus, and three eggs.

6 ✂ Trace letters. Cut out and paste. Trace and read.



It is a bed.



It is a hen.





We Need Books!



Can you help us, Mom?



Yes!

1

2



We need books to hold the tent down.



Copyright © 2014 by Pearson Education, Inc.



What else do you need?



We need more books.

3



Copyright © 2014 by Pearson Education, Inc.



Thanks, Mom!
We love books.



And
flashlights!

4

A61-62

7

Listen and say. Count, stick, and trace.



= 40








40	41	42	43	44
45	46	47	48	49



8



Look closely. Cut out and paste.



PROJECT

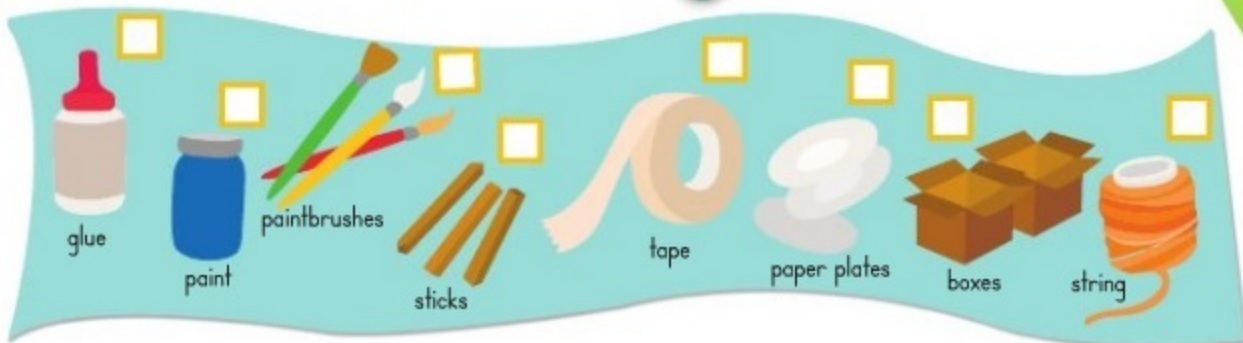
Make a Spinning Helicopter



It spins like a spinning seed!



Amazing Project: Make a spinning helicopter, drop it, and observe.
Science and Art Connections

9 Ask, answer, and check. 

What are you using?

I'm using glue.



GO TO
SHOW
TIME
Page 103

5

EATING OUT

A5 & B7

1

Look, predict, and draw. Listen.



Find the menus.



Unit Preview; FIND IT in the unit: menus

UNIT 5

49

2 Listen and say. Find and match.



menus



napkins



water



straws



May I have
napkins, please?

Yes, of course.

3 Listen and say. Find and match.



pizza



spaghetti



ice cream



cake



Listen and circle the food the customer orders.



MENU

Main Dishes



Drinks



Vegetables



Dessert







Listen and cross out the picture that has a different initial sound.

J
j



K
k



D
d



U
u






It is a kite.



It is a dog.



Lunch with Grandma



May we have pizza, please?



Yes, but wait.

1



May we have spaghetti, please?



Yes, but wait.

2



May we have chicken, please?



Yes, but wait.

3



Surprise! Is this your food?



Wow! It's Grandpa!

4

Listen and say. Count and write the numbers.



$$50 = \text{5 bundles of 10 sticks each}$$

3 bundles of 10 sticks each + 4 individual sticks = 54

2 bundles of 10 sticks each + 4 individual sticks = _____

3 bundles of 10 sticks each + 5 individual sticks = _____

$$60 = \text{6 bundles of 10 sticks each}$$

2 bundles of 10 sticks each + 1 individual stick = _____

4 bundles of 10 sticks each + 2 individual sticks = _____

5 bundles of 10 sticks each + 5 individual sticks = _____



8 ✂ Look closely. Cut out, match, and paste.



PROJECT

Make a Snowflake



Each snowflake has a unique pattern!


Amazing Project: Make a snowflake.
Science and Math Connections

UNIT 5

59

Acti

9 Ask, answer, and check.  



May I have
pizza, please?



Yes, of
course.



GO TO
SHOW
TIME
Page 104

6

OUR THINGS

A5 & B14

1 Look, predict, and draw. Listen.



Find the backpacks.



Unit Preview; FIND IT in the unit: backpacks

UNIT 6

61

Listen and say. Find and match.



cell phone



tablet



laptop



backpack



3 Listen and say. Find and match.



necktie



ring



necklace



hat



Vocabulary Presentation: necktie, ring, necklace, hat; above; Language Review: prepositions of location
 Language Presentation: *Where is (my) (necklace)? I don't know./It's (above) your bed.*



Cut out, listen, and paste.



big



bigger



long



longer



tall



taller



fast



faster

5 Listen and cross out the picture that has a different initial sound.

V

v




Q

q




Y

y




W

w




6 ✂ Trace letters. Cut out and paste. Trace, read, and color.



It is a red

It is a pink





What are you looking for?



I'm looking for hats.

1

2



The hats are next to the sweaters.



Thank you.



Copyright © 2014 by Pearson Education, Inc.



I'm looking for my daughter.



Here I am!
I'm hungry.

3



Copyright © 2014 by Pearson Education, Inc.



What are you looking for?



I'm looking for a restaurant!

4

7 Listen and say. Count and write the numbers.



$$70 = \text{7 boxes of 10 crayons each}$$

$$= \underline{71}$$

$$= \underline{\quad}$$




$$80 = \text{8 boxes of 10 crayons each}$$

$$= \underline{\quad}$$

$$= \underline{\quad}$$



8 ✂ Look closely. Cut out and paste cutouts in order.



2

3

PROJECT

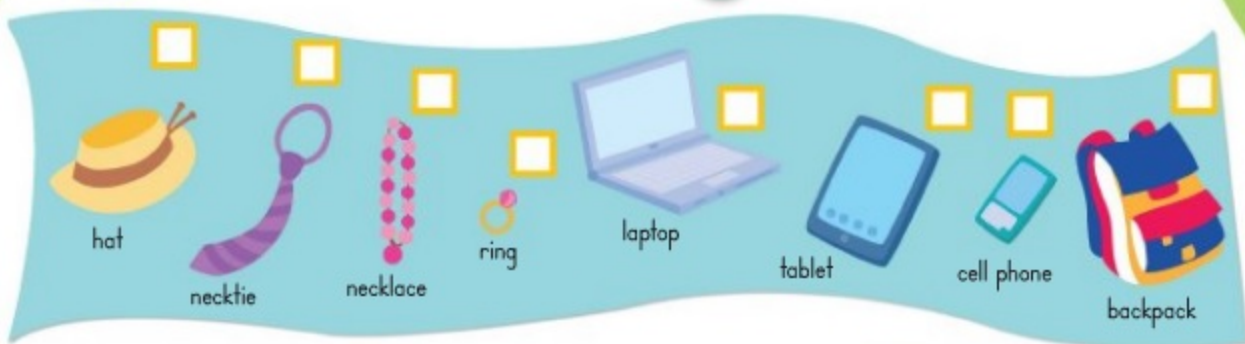
Make an Eco-collage



Wow!
What is it?



Amazing Project: Work together to make an eco-collage.
Science and Art Connections

9 Ask, answer, and check. 

Where is
my cell phone?



It's in the
backpack.



GO TO
SHOW
TIME
Page 105

7

ANIMALS

A5 & B27

1

Look, predict, and draw. Listen.



Find the lions.

2 Listen and say. Find and match.



giraffe



tiger



kangaroo



seal

Do you see the giraffes?

Yes, I do. They're tall!

3 Listen and say. Find and match.



zebra



elephant



lion



monkey



What are the
monkeys doing?

They are eating.



Listen. Cut out, listen again, and paste.



morning



afternoon



night



5 Listen, trace, and write the letters. 

X x



x-ray



fo__



bo__



a__

Z z



zebra



__ipper



__oo





__igzag

6 Trace and read. Color the frame around the correct picture.




You are reading!

I see a fox.



It is in a zoo.





Do you see
the tigers?



Yes, I do. Let's
find the seals.

1

2



Do you see
the seals?



No. Where
are they?



Look down! What are they doing?



They are swimming.

3 4



Do you see Mom and Dad?



Yes! They are behind us!

Listen and say. Count and write the numbers.



90 =


_____ = _____


_____ = _____

100 =





8  Look closely. Cut out and paste the plants and animals that live underwater.



PROJECT

Make Fish for a Coral Reef




It's an underwater garden!

Amazing Project: Make a coral reef and role-play swimming around it carefully.
Science and Art Connections

UNIT 7

83

9 Ask, answer, and check. 

What are the
zebras doing?



They are eating.



GO TO
SHOW
TIME
Page 106

8

PLACES

A5 & B39

1 Look, predict, and draw. Listen.




Find mountains!



Listen and say. Find and match.



beach



mountains



lake



stream



Listen and say. Find and match.



camping



hiking



fishing



jogging



Trace the words and read. Listen and match.



first

then

last



5 Read, trace, and stick.

I see a **car**.

It is red.

I see a **bus**.

It is long.

I see a **plane**.

It is big.



6



Trace and complete. Cut out, choose, and paste. Write.



I see a _____ .



_____ .



_____ .

Camping



What do you want to do?



I want to go hiking!

1



2



Look, a stream!



I see birds and butterflies.

WHOOOOOOO



What's THAT?
I'm scared!

3

4



It's a bird!



Wow. I want
to see it.



7 Listen and stick.



7 o'clock



9 o'clock



11 o'clock



2 o'clock



6 o'clock



8 o'clock





8 ✂ Look closely. Cut out and paste the cutouts in order.



1



2



3

PROJECT

Make Butterfly Wings



You are changing
and growing!



Amazing Project: Make butterfly wings and act out how caterpillars make cocoons and become butterflies.
Science and Art Connections

UNIT 8

95

9 Ask, answer, and check. 

stream



fishing



beach



jogging



mountains



hiking



lake



camping

Where do you
want to go?

I want to go to
the beach.



GO TO
SHOW
TIME
Page 107

9

SHOW TIME!



Listen and sing.



WB



Find the bugs.



Make Puppets and Masks

Hanger Mask



Box Puppet



Headbands



Sock Puppet



Make Props and Signs



Murals



Peeking Posters



Sleeping Bag Cocoon

What is this?





SHOW
TIME

Unit 1 AT SCHOOL

Color a face and draw. Say.



I know
Unit 1



I need
help!





Unit 2 FEELINGS

Color a face and draw. Say.



I know
Unit 2



I need
help!





**SHOW
TIME**

Unit 3 HOME

Color a face and draw. Say.



I know
Unit 3



I need
help!





Unit 4 RECYCLE

Color a face and draw. Say.



I know
Unit 4



I need
help!





**SHOW
TIME**

Unit 5 EATING OUT

Color a face and draw. Say.



I know
Unit 5



I need
help!



Our Artwork





SHOW
TIME

Unit 6 OUR THINGS

Color a face and draw. Say.



I know
Unit 6



I need
help!



**SHOW
TIME**

Unit 7 ANIMALS

Color a face and draw. Say.



I know
Unit 7



I need
help!





SHOW
TIME

Unit 8 PLACES

Color a face and draw. Say.



I know
Unit 8



I need
help!





Cutouts for Unit 1

page 6



page 10





Cutouts for Unit 2

page 18



page 22



page 30



page 34



page 42



page 46



page 54



page 58





Cutouts for Unit 6

page 64



page 66



page 70



page 76



page 82



page 90



page 94



Big Fun 3

Unit 1
Page 9



Unit 2
Page 21



Unit 3
Page 33



Unit 4
Page 45





My Portfolio

