



Oxford Discover Grammar

Student Book

1



Helen Casey

OXFORD

Oxford Discover Grammar

Student Book

1

Helen Casey

OXFORD
UNIVERSITY PRESS

Great Clarendon Street, Oxford, OX2 6DP, United Kingdom

Oxford University Press is a department of the University of Oxford.
It furthers the University's objective of excellence in research, scholarship,
and education by publishing worldwide. Oxford is a registered trade
mark of Oxford University Press in the UK and in certain other countries

© Oxford University Press 2014

The moral rights of the author have been asserted

First published in 2014

2018 2017 2016 2015 2014

10 9 8 7 6 5 4 3 2 1

No unauthorized photocopying

All rights reserved. No part of this publication may be reproduced, stored
in a retrieval system, or transmitted, in any form or by any means, without
the prior permission in writing of Oxford University Press, or as expressly
permitted by law, by licence or under terms agreed with the appropriate
reprographics rights organization. Enquiries concerning reproduction outside
the scope of the above should be sent to the ELT Rights Department, Oxford
University Press, at the address above

You must not circulate this work in any other form and you must impose
this same condition on any acquirer

Links to third party websites are provided by Oxford in good faith and for
information only. Oxford disclaims any responsibility for the materials
contained in any third party website referenced in this work

ISBN: 978 0 19 443259 7

Printed in China

This book is printed on paper from certified and well-managed sources

ACKNOWLEDGEMENTS

Oxford Discover Photo Cover Credits: CamilleTokerud/GettyImages

Oxford Discover Art Cover Credits: Mike Boldt

Illustrations by: **Mark Brierley/Beehive** pp.13 (Exam Time), 21, 23 (Exam
Time), 33, 43, 53, 63, 73, 77, 83, 93; **Craig Cameron/Beehive** pp.8, 24, 28, 54,
68, 78; **Dusan Pavlic/Beehive** pp.9, 10, 11, 12, 13 (ex F), 16, 17, 20, 23 (ex E),
26, 30, 31, 32, 36, 40, 46, 50, 56, 57, 60, 61, 70, 71, 86, 90.

*The publisher would like to thank the following for their permission to reproduce
photographs:* **Alamy** pp.4 (Nico/T.M.O.Pictures, scouts planting tree/Blend
Images), 5 (girl scouts/van Hilversum), 6 (canoe lesson/Neil McAllister, girl
scouts/van Hilversum), 7 (Ella/van Hilversum, Nico/T.M.O.Pictures), 12 (Ella/
van Hilversum), 14 (lizard/Frans Lanting Studio, polar bears/Design Pics
Inc., woodpecker/srijanrc birds), 35 (ranger/Bill Bachmann), 37 (bear/Alaska
Stock, ranger/Bill Bachmann), 44 (cars/Conrad Elias), 58 (scientists/US Coast
Guard Photo), 64 (circus camp/Tony Gwynne), 67 (circus camp/Tony Gwynne),
72 (narrowboat/Anna Stowe), 73 (narrowboat/Anna Stowe), 76 (boys/Ethel
Wolvovitz, band/LOOK Die Bildagentur der Fotografen GmbH), 77 (boys/
Ethel Wolvovitz, band/LOOK Die Bildagentur der Fotografen GmbH, seller/
Fireflash), 80 (drumming/Gallo Images, theatre/UpperCut Images), 87 (boy/
Andrea Matone), 89 (plant pot/Design Pics Inc); **Corbis** pp.65 (boys/Ron Nickel);
Getty pp.48 (market/Marc Romanelli/Stone), 76 (crowd/Ian Hitchcock),
77 (crowd/Ian Hitchcock), 90 (cress/Dave King); **Oxford University Press**
pp.4 (scouts outside tent/David Jordan); 6 (scouts with guitar/David Jordan),
7 (boy in green, school lunch, birthday, two girls, doctor, team coach),
10 (rabbit, boy), 15 (aquarium/Mike Stone), 18 (both/Mike Stone), 22 (both),
33 (woman, elephant, boy), 41 (boy), 42 (koala), 43 (girl), 44 (badges, shells),
45 (teddies), 47 (teddies, badges), 52 (all), 62 (boys), 64 (castle, cave house),
66 (May), 67 (castle, cave house), 72 (Zane), 74 (both), 79, 88 (both), 91 (girl
watering, boys planting tree, boy with pot), 92 (all), 93 (boy); **Shutterstock**
pp.10 (parrots/JMiks, lizards/Pavelk), 31 (elephant/Stacy Funderburke),
33 (ducks/James Chen, girls/Monkey Business Images), 34 (bear/Critterbiz),
38 (farmer/Goodluz, girl/Shestakoff), 48 (soup/Nata-Lia), 66 (Jack/Valua Vitaly,
Connor/Goodluz, garden/Serg Zastavkin, door/rayisa, cat/Mi.Ti., window/
Radovan, clown/Alersandr Hunta, elephant/Naypong), 69 (garden/E. Petersen),
72 (blue house/jkirsh, apartment block/Mika Heittola, red house/Mikael
Damkier), 73 (blue house/jkirsh, apartment block/Mika Heittola, red house/
Mikael Damkier), 76 (dancer/elina), 77 (dancer/elina, elephant/Naypong),
80 (dancing/Michael C. Gray, singing/irencik, bored), 81 (baking/Innershadows
Photography, football/Wallenrock, beach/Carlos Horta), 82 (boat/pinggr,
Molly/Max Topchii), 84 (Asimo/catwalker), 85 (robot/Stokkete), 87 (girl/Pavel
I), 91 (planting seedling/Jenn Huls), 93 (girl watering veg/Velychko, girl with
plants/Velychko, girl with tomatoes/Sergiy Bykhunenko).

Commissioned photography: pp. 27, 37, 67, 75 (headshots)/**Graham Alder/
MM Studios**

Contents



Billy

Gus

Layla


Dot

1	A Group I Belong To	Simple Present of <i>To be</i> : Affirmative and Negative Statements	4
2	Family and Friends	Simple Present of <i>To be</i> : <i>Yes / No</i> questions • Demonstratives: <i>This, That, These, Those</i>	8
Module 1 Review			12
3	Colors in Nature	<i>There is ... / There are ...</i>	14
4	Under the Ocean	Prepositions of Place: <i>In, On, Under, Next To</i>	18
Module 2 Review			22
5	In the Country	<i>Where is ...? / Where are ...?</i>	24
6	Who's This?	<i>What's this? / Who's this?</i> • Indefinite Articles: <i>A / An</i>	28
Module 3 Review			32
7	A Year in the Wild	Simple Present: Affirmative and Negative Statements with <i>He, She</i> and <i>It</i>	34
8	A Year on the Farm	Simple Present: Affirmative and Negative Statements with <i>I, You, We</i> and <i>They</i> ; <i>Yes / No</i> Questions	38
Module 4 Review			42
9	My Collection	Simple Present of <i>To have</i> : Affirmative and Negative Statements	44
10	At the Market	Simple Present of <i>To have</i> : <i>Yes / No</i> Questions; <i>What</i> Questions	48
Module 5 Review			52
11	Wants and Needs	Simple Present: All Forms	54
12	In the Arctic	Simple Present: <i>Yes / No</i> Questions; <i>What</i> Questions	58
Module 6 Review			62
13	Special Homes	Possessive 's: Statements; <i>Yes / No</i> Questions	64
14	Home Sweet Home	Possessive Adjectives: <i>My, Your, His, Her, Its, Our, Their</i>	68
Module 7 Review			72
15	Having Fun at the Parade	Present Continuous: Affirmative and Negative Statements	74
16	The Homemade Orchestra	Present Continuous: <i>Yes / No</i> Questions; <i>What</i> Questions	78
Module 8 Review			82
17	Robots	<i>Can</i> : Affirmative and Negative Statements; <i>Yes / No</i> Questions	84
18	In the Garden	<i>Should</i> for Advice; Affirmative and Negative Statements; <i>Yes / No</i> Questions	88
Module 9 Review			92
Grammar Reference			94

1 A Group I Belong To

Discover Grammar

A Listen and read. 02



Hí! I'm Nico and I'm 8 years old. I'm a boy scout! My cousin Ella is a scout. My sisters are scouts, too. They aren't boy scouts – they're girl scouts! We do different things, but we have lots of fun.

My friends are boy scouts, too. This isn't our yard. This is Mr. Howe's yard. He's old. We're young. We help him.

Scouts go places together. This is our camp. The cookies are yummy. We aren't hungry now. We are happy! I'm not tired! Let's play a game.

Are you a scout? You can join us. You are always welcome in the scouts!

B Read the text again. Find and circle six different forms of *be*.

C Complete the text about Nico.

is is is not is not is is

Nico ¹ _____ a scout. He ² _____ a girl scout. He ³ _____ a boy scout.
He ⁴ _____ old – he ⁵ _____ young. He ⁶ _____ happy!

Learn Grammar

A Read and learn.

Simple Present of *To be*: Affirmative and Negative Statements

Use the verb *to be* to talk about facts.

Facts can be affirmative:

I am a scout. You are seven years old. He is a teacher. We are hungry.



Facts can be negative:

I am not a scout. You are not seven years old. He is not a teacher. We are not hungry.

Affirmative			
Full Form		Short Form	
I	am	I	'm
He		He	
She	is	She	's
It		It	
You		You	
We	are	We	're
They		They	

Negative			
Full Form		Short Form	
I	am not	I	'm not
He		He	
She	is not	She	isn't
It		It	
You		You	
We	are not	We	aren't
They		They	

B Complete the sentences.

Ella Hi, I ¹ _____ Ella.

Sofia Hello, I ² _____ Sofia.

Ella Sofia ³ _____ my friend.

Sofia We ⁴ _____ girl scouts.




C Listen and check. 03

D Act it out!

E Read and write yes or no.

- 1 They are scouts. yes
- 2 They are girl scouts. _____
- 3 They are happy. _____
- 4 They are friends. _____
- 5 They are young. _____



F Read and circle the correct word.



- 1 Hello. I am / are Ella.
- 2 This is Nico. He 're / 's my cousin.
- 3 We am / are scouts.
- 4 They is not / are not my sisters.
- 5 My uncle is / am a scout leader.
- 6 He aren't / isn't old.

G Look and write short forms.



- 1 X They aren't boy scouts. ✓ They 're girl scouts!
- 2 X We _____ thirsty. ✓ We _____ hungry!
- 3 X She _____ my sister. ✓ She _____ my friend!
- 4 ✓ I _____ eight years old. X I _____ fourteen years old!

H Look and complete the sentences.



1 He isn't old.



2 We _____ hungry.



3 I _____ eight years old.



4 They _____ sisters.





5 She _____ a teacher.



6 You _____ a team.

Let's Talk!

I Look and make sentences about Ella and Nico.

	age	scout	boy scout	girl scout
Ella 	9	✓	✗	✓
Nico 	8	✓	✓	✗

J Tell your friend.

Nico is eight.

Ella isn't eight, she's nine.

K Make true sentences for you. Tell your friend.

I / 9 years old

You / my cousin

She / my friend

We / boys

They / girls

I'm not nine years old. I'm seven years old.

2

Family and Friends

Discover Grammar

A Listen and read.  04

This is Otto. Otto is lonely.

Otto sees an animal. "Hello," says Otto. "Are you my family?"

"No, I'm not. I'm a dog! You're a bird. Look! Those are birds."

Otto flies to the birds. "Hmmm. These are birds."

"Hello," says Otto. "Are you my family?"

"We aren't your family! You're a parrot. Look! That's a parrot."

Otto flies to the parrot.

"Hello," says Otto. "I'm a parrot. Are you a parrot?"


"Yes, I am. But I'm a gray parrot. I'm not your family."

Otto is sad. Then Otto sees two green birds.

"Those are green parrots!"

Otto flies to the green parrots.

He's happy now!



B Read the text again. Find and circle these words.

this that these those

C Complete the sentences from the story.

1 This _____ is Otto.

4 _____'s a parrot.

2 _____ are birds.

5 _____ are green parrots.

3 _____ are birds.

D Read the text again and underline Otto's questions.

Learn Grammar

A Read and learn.

Simple Present of *To be*: Yes / No Questions

You can ask questions with *be*:

Is Otto lonely? *Are you a parrot?* *Are they birds?*



Yes / No Questions	Short Answers	
Am I ...?	Yes, I am.	No, I'm not.
Are you / we / they ...?	Yes, you / we / they are.	No, you / we / they aren't.
Is he / she / it ...?	Yes, he / she / it is.	No, he / she / it isn't.

Demonstratives: *This, That, These, Those*

Use *this, that, these* and *those* to show which things we are talking about.

Use *this* and *these* for things that are close.

Use *that* and *those* for things that are far away.



This is my cat.



These are my cats.



That is my cat.



Those are my cats.

You can use *this, that, these, those* to ask questions with *be*:

Is that your cat? *Are these your friends?*

! *That's = That is*

B Complete the sentences.

am Are is That's that

Boy 1 _____ you sad?

Girl Yes, I 2 _____ . I can't find my kitten.

Boy Is 3 _____ your kitten?

Girl Yes, it 4 _____ ! Thank you! 5 _____ Mitsy!

C Listen and check. 05

D Act it out!

E Remember the story. Match the questions and answers.

- | | |
|--|--------------------|
| 1 Is Otto lonely? | a No, they aren't. |
| 2 Is Otto a dog? | b Yes, they are. |
| 3 Are the gray birds Otto's family? | c No, he isn't. |
| 4 Are the green parrots Otto's family? | d Yes, he is. |

F Complete the questions with *Is* or *Are*. Then check (✓) the correct answer.



1 _____ it a cat?

Yes, it is.

No, it isn't.



2 _____ they parrots?

Yes, they are.

No, they aren't.



3 _____ he a boy?

Yes, he is.

No, he isn't.



4 _____ they birds?

Yes, they are.

No, they aren't.

G Circle the correct words.



1 Is / Are this your rabbit?

Yes, it is / they are.

2 Are / Is these your birds?

No, it isn't / they aren't.

3 Am / Is that your horse?

No, it isn't / they aren't.

4 Are / Is those your lizards?

Yes, it is / they are.

H Complete the sentences.


This That These Those



1 _____ is my horse.



3 _____ are my birds.



2 _____ are my lizards.




4 _____ is my rabbit.

Let's Write!

I Choose and draw. Write sentences with *This*, *That*, *These* or *Those*.


horse / horses cat / cats rabbit / rabbits lizard / lizards bird / birds




1 _____ my _____.



3 _____ my _____.



2 _____ my _____.



4 _____ my _____.

Module 1 Review

A Read and write 'm, 's, or 're.



Hi! I ¹ 'm Ella. I ² _____ a girl scout. I go to scout meetings with my cousins. We ³ _____ good friends! My mom comes too. She ⁴ _____ a scout leader. Do you want to be a scout? You ⁵ _____ always welcome!

B Look and write the correct affirmative or negative form of *be*.

1 ✓ I 'm seven years old.

4 ✗ They _____ my brothers.

2 ✗ She _____ my aunt.

5 ✓ He _____ my grandpa.

3 ✓ We _____ cousins.

6 ✗ I _____ a boy scout.

C Rewrite the sentences in exercise B with short forms.

1 I'm not seven years old.

4 _____

2 _____

5 _____

3 _____

6 _____

D Read and circle the correct words.

1 This **is** / **are** my brother, Jake.

4 Is **this** / **those** Ella's house?

2 **Are** / **Is** those your cousins?

5 Those **is not** / **are not** his cats.

3 **These** / **This** are my friends.

6 **Is** / **Are** that your lizard?

E Look and write.



(my horse / ✗) That isn't my horse.



(my lizards / ✓) _____



(my birds / ✗) _____



(my rabbit / ✓) _____


F Read exercise E again and answer.

1



Is it her rabbit?
Yes, it is.

2



Are they her lizards?

3



Is it his horse?

4




Are they his birds?


Exam Time

Listen and check (✓) the correct box. 06

1 Which is Emma's pet?








2 Which are Tom's friends?

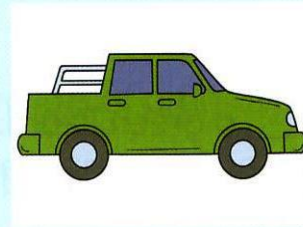






3 Which is Grandma's car?







3

Colors in Nature

Discover Grammar

A Listen and read. 07


Are there animals in these photos? Yes, there are!
Can you see them?
Animals use color to hide.
Color makes them safe!



There are two bears. They're polar bears. Polar bears live in cold places. There aren't green plants and trees. The snow is white. The bears are white.



There is a green lizard on the tree. There are green leaves. The green lizard is safe in the green leaves. Animals can't see it.



Look at the pink flowers. Is there an animal? Yes, there is! There isn't a lizard. There is a bird! The bird is yellow and pink. Yellow and pink are bright colors. But the bird is safe in the tree.

B Read the text again. Underline sentences with *there is* and *there are*.

C Complete the sentences.

There ____ green leaves. There ____ a green lizard.

There ____ pink flowers. There ____ a pink and yellow bird.

There ____ green plants and trees. There ____ two white polar bears.

Learn Grammar

A Read and learn.

There is ... / There are ...

Use *there is* and *there are* to talk about the people and things around us.

There is a bird in the garden.

There are seven frogs in the garden.

There isn't a bird in the garden.

There aren't seven frogs in the garden.

You can ask questions with *Is there ...* and *Are there ...?*

Is there a bird in the garden?


Are there seven frogs in the garden?

	Singular	Plural
Affirmative sentences	There is ...	There are ...
Negative sentences	There isn't ...	There aren't ...
Questions	Is there ...?	Are there ...?



! *There's = There is*

B Read and circle the correct words.



Boy What's in here? ¹ **Is / Are** there an animal?

Girl Yes, ² **there is / there isn't**. ³ **There is / There are** a brown and white fish.
Look!


Boy Cool! ⁴ **Is / Are** there lots of orange plants?

Girl No, ⁵ **there are / there aren't**. ⁶ **There is / There are** brown and white rocks.

C Listen and check. 08

D Act it out!

E Count and write.



1 There is one elephant.

2 There are _____ zebras.

3 There _____ lion.

4 There _____ birds.

5 There _____ bears.

6 There _____ tortoise.

F Look, read, and match.

1 Are there seven zebras?

2 Is there one lizard?

3 Is there one elephant?

4 Are there nine birds?

a No, there isn't.

b Yes, there is.

c Yes, there are.

d No, there aren't.

G Read and circle the correct words.

1 Is there / Are there one tortoise?

2 Is there / Are there eleven lizards?

3 Is there / Are there three lions?

4 Is there / Are there one polar bear?

H Look and write short answers for exercise G.

- 1 _____ 3 _____
2 _____ 4 _____


I Write true sentences about the picture.

- 1 seven lizards There are seven lizards.
2 four polar bears _____
3 two tortoises _____
4 one bird _____

Let's Talk!

J Choose and draw.

- bird / birds elephant / elephants tortoise / tortoises
lizard / lizards bear / bears lion / lions



K Ask and answer with a friend.



Are there six birds?
Is there one lizard?

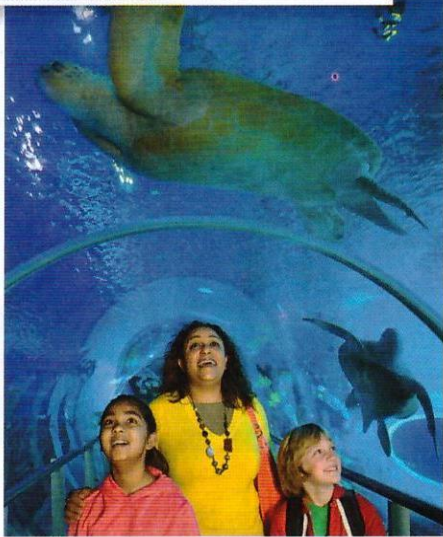
No, there aren't.
There are three pink birds.
Yes, there is.



4

Under the Ocean

Discover Grammar

A Listen and read.  09

My Favorite Place by Karima

This is the aquarium. There are lots of sea animals and fish. You can see them in the water. There's a starfish in this pool. It's on a rock. I'm next to the starfish.

The aquarium is very big and there's a tunnel! You aren't in the water – but you are under the ocean! You can see the fish through the glass. You can see big fish. You can walk under them. Look at the beautiful turtle!

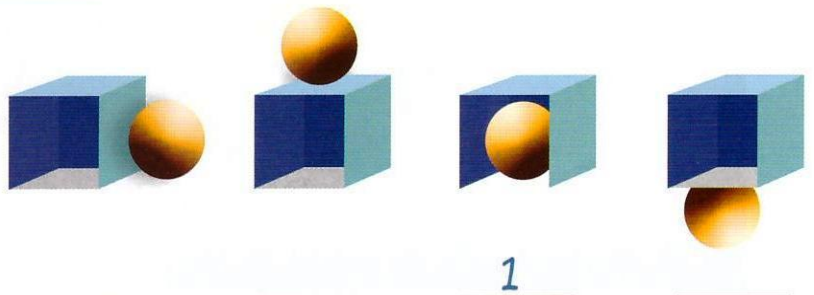
There are different areas with different fish and animals. I like the Arctic Zone, because there are polar bears.

B Read the text again. Find and circle these words.

in on under next to

C Look, read, and match.

- 1 in 3 under
2 on 4 next to



D Look and complete the sentences.

in on under next to


- 1 I'm _____ the starfish. 3 There's a starfish _____ the rock.
2 Look! We're _____ the turtle. 4 There's a funny animal _____ this pool.

Learn Grammar

A Read and learn.

Prepositions of Place: *In, On, Under, Next To*

Use the words *in, on, under, and next to* to say where people or things are.



You can use *in, on, under, and next to* with *be* statements and questions.

Is there a starfish in this pool? Yes, there is.

There's a starfish on a rock.

Is Karima under the turtle? Yes, she is.

Karima is in the tunnel at the aquarium.

There's a polar bear next to Sam.

Karima and Sam are under the water.

There are three turtles on a rock.

Are Sam and Karima in the water?

Are there two polar bears next to the tunnel?



B Complete the sentences.

Boy Look! I can see penguins!

Girl Are they ¹ **in** / **on** the water?

Boy No, they ² **isn't** / **aren't**.

Girl Oh! I can see them. They're ³ **next to** / **under** the pool.

C Listen and check. 10

D Act it out!

E Look and read. Write *yes* or *no*.



- 1 There are two girls on the beach. yes
- 2 The boy is in the water. _____
- 3 There is a big fish under the boat. _____
- 4 There's a starfish next to the sandcastle. _____
- 5 There is an octopus on the beach. _____
- 6 The octopus is under the seaweed. _____

F Read and check (✓) the correct box.

- | | | |
|---|--|--|
| 1 Are the girls in the boat? | <input type="checkbox"/> Yes, they are. | <input type="checkbox"/> No, they aren't. |
| 2 Is the sandcastle under the umbrella? | <input type="checkbox"/> Yes, it is. | <input type="checkbox"/> No, it isn't. |
| 3 Are there shells on the sandcastle? | <input type="checkbox"/> Yes, there are. | <input type="checkbox"/> No, there aren't. |
| 4 Is there a crab on the beach? | <input type="checkbox"/> Yes, there is. | <input type="checkbox"/> No, there isn't. |
| 5 Is there a crab under the water? | <input type="checkbox"/> Yes, there is. | <input type="checkbox"/> No, there isn't. |

G Look and complete the sentences.

next to in on under

- 1 The boy is _____ the boat.
- 2 The octopus is _____ the crab.
- 3 The girls are _____ the umbrella.
- 4 There are shells _____ the sandcastle.

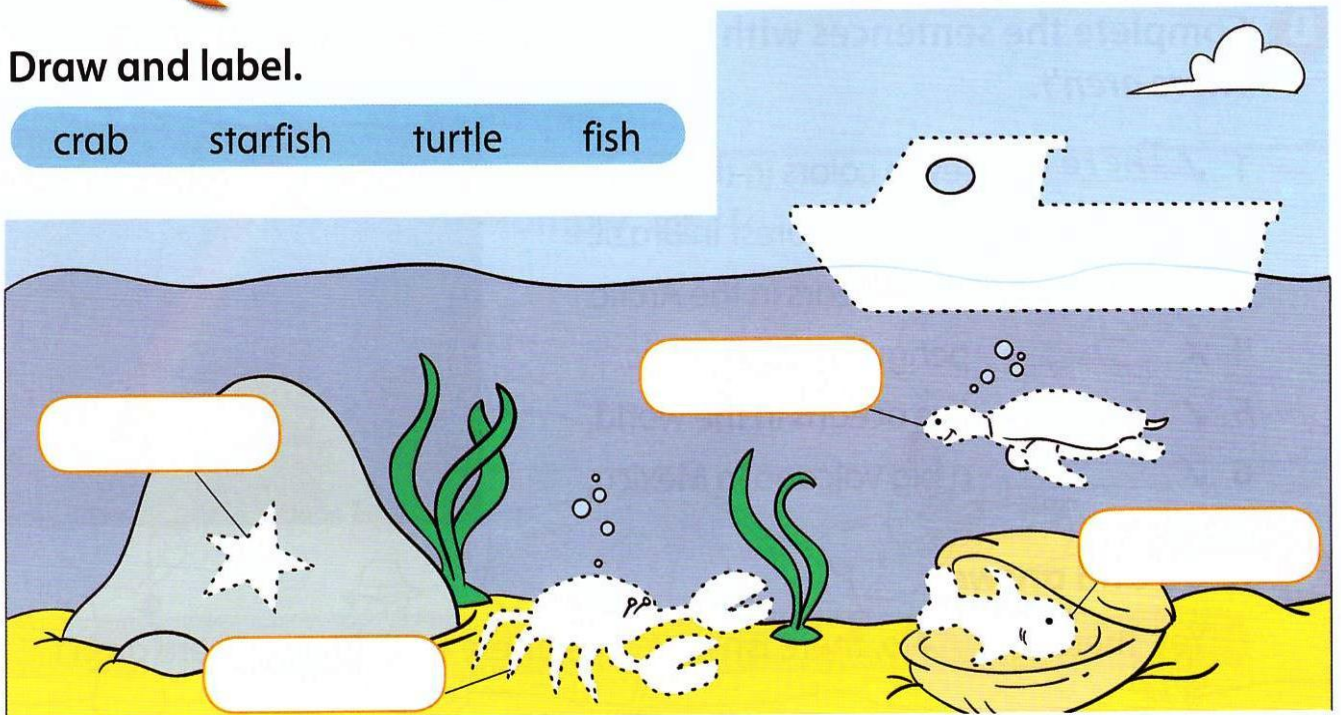
H Write the words in the correct order to make sentences.

- 1 there's / a crab / the seaweed / under _____
- 2 a man / the boat / in / there's _____
- 3 a shell / there's / the ocean / next to _____
- 4 on / a sandcastle / the beach / there's _____

Let's Write!

I Draw and label.

crab starfish turtle fish



J Write sentences using the words given.

- (starfish / rock) There's *a starfish on a rock* _____.
- (turtle / boat) There's _____.
- (crab / rock) There's _____.
- (fish / shell) There's _____.

Module 2 Review

A Complete the sentences.



- 1 There **is** / **are** five penguins.
- 2 There **is** / **are** one big, black penguin.
- 3 **Are** / **Is** there four baby penguins? Yes, there **are** / **is**.
- 4 **Are** / **Is** there lots of green plants and trees? No, there **aren't** / **isn't**.

B Complete the sentences with *There is* / *There isn't* and *There are* / *There aren't*.

- 1 ✓ *There are* seven colors in the rainbow.
- 2 ✓ _____ a big rainforest in Brazil.
- 3 ✓ _____ polar bears in the Arctic.
- 4 X _____ penguins in the Arctic.
- 5 ✓ _____ five oceans in the world.
- 6 ✓ _____ a big volcano in Mexico.



C Read and answer.

Yes, there is. No, there isn't. Yes, there are. No, there aren't.

- 1 Is there a big rainforest in Brazil? Yes, there is.
- 2 Are there nine colors in the rainbow? _____
- 3 Are there penguins in the Arctic? _____
- 4 Are there polar bears in the Arctic? _____
- 5 Is there one ocean in the world? _____
- 6 Is there a big volcano in Mexico? _____


D Match the words and pictures.

under

in


next to

on



E Look and circle the correct words.

- 1 There **are** / **is** three children on the beach.
- 2 There is a boy **under** / **on** a boat.
- 3 There **is** / **are** two girls on the beach.
- 4 One girl is **under** / **on** a rock.
- 5 One girl is **next to** / **in** the rock.



Exam Time


Listen and color. There is one example.  11



5 In the Country

Discover Grammar

A Listen and read. 12



It's fall. Hana and Grandpa walk to the pond. They watch birds and frogs. Animals drink from the pond.

Winter is snowy and cold. Hana and Grandpa take a walk. But there isn't a pond!

"Grandpa! Where's the pond?"

"It's under the snow, Hana. The winter is very cold. The water is ice."

"But ... Where are the birds? They swim in the pond. Where are the animals? Are they thirsty?"

Grandpa smiles. "The birds fly away in winter. The animals are in their homes. Look – there's a squirrel's nest."

"But Grandpa! Where are the frogs? They live in the water!"

"The frogs are in the pond. They're under the ice. Frogs sleep in winter."

B Read and circle the regular plurals.

pond frogs squirrel birds animals nest homes

C Read the text again. Underline questions with *Where is ...?* and *Where are ...?*

D Match the questions and answers.

- | | |
|--------------------------|----------------------------|
| 1 Where is the pond? | a They are in their homes. |
| 2 Where are the animals? | b They are under the ice. |
| 3 Where are the frogs? | c It's under the snow. |

Learn Grammar

A Read and learn.

Where is ...? / Where are ...?

You can ask questions with *Where is ...?* and *Where are ...?* to find out the location of a person or thing.

Where is	the pond? Grandma? my cookie?
----------	-------------------------------------

Where are	the frogs? my shoes? your books?
-----------	--



Remember! *Where's = Where is*

Answer *Where is / Where are* questions with *be* statements and prepositions of place.

*She's in the garden. It's on the table. They're under the ice.
They're next to your bag.*

Remember! You can ask *yes / no* questions about where things are.

Is	the pond	under the snow?	Yes, it is.	No, it isn't.
	Hana	next to the pond?	Yes, she is.	No, she isn't.
Are	the animals	in their homes?	Yes, they are.	No, they aren't.
	the frogs	under the ice?	Yes, they are.	No, they aren't.

B Complete the sentences.

Boy Hi Grandpa. Where ¹ **s / are** Grandma?

Grandpa She's ² **in / under** the field with the goats.

Boy Where ³ **is / are** the goats? They aren't ⁴ **on / in** the field!


Grandpa Oh no! Look! They're ⁵ **next to / under** the road.

Boy Oh! I need to help Grandma!

C Listen and check. 13

D Act it out!

E Look at picture 1. Match the questions and answers.



- | | |
|----------------------------|---------------------------|
| 1 Where are the frogs? | a It's next to the pond. |
| 2 Where is the rabbit? | b They're on the tree. |
| 3 Where is the fox? | c They're in the water. |
| 4 Where are the squirrels? | d They're on the flowers. |
| 5 Where are the bees? | e It's on the grass. |

F Look at picture 1. Answer the questions.

- | | |
|----------------------------------|-------------------------|
| 1 Are the bees in the hive? | <u>No, they aren't.</u> |
| 2 Is the rabbit on the grass? | _____ |
| 3 Are the frogs in the water? | _____ |
| 4 Is the fox in the tree? | _____ |
| 5 Are the ducks under the water? | _____ |

G Look at picture 2. Read the answers and write the questions.

bees frogs rabbit ducks fox

- | | | |
|---|---------------------------------|------------------------|
| 1 | Where <u>are the squirrels?</u> | They're in the tree. |
| 2 | Where _____ | They're under the ice. |
| 3 | Where _____ | It's in the nest. |
| 4 | Where _____ | They're in the hive. |
| 5 | Where _____ | It's in the snow. |
| 6 | Where _____ | They're not here! |

H Write the words in the correct order to make sentences.

- | | | |
|---|-----------------------------------|-------|
| 1 | are / the / where / ? / bees | _____ |
| 2 | rabbit / is / where / the / ? | _____ |
| 3 | are / ? / where / squirrels / the | _____ |
| 4 | the / where / fox / ? / is | _____ |
| 5 | ? / are / frogs / the / where | _____ |
| 6 | are / ? / ducks / where / the | _____ |

Let's Talk!

I Play a game! Use the pictures on page 26.



Where are the bees?

They're on the flowers.


Picture 1!
Where is the ...?



6 Who's This?

Discover Grammar

A Listen and read. 14



This is a picture of Mika and Nuraj. Mika is an elephant. Mika is very important for Nuraj's family.

Nuraj takes care of Mika. Nuraj washes Mika in the river. They play. Then it's time to work. When Nuraj eats lunch, he gives Mika food. Mika likes fruit and nuts. He loves cookies! Nuraj brings cookies for Mika.

Then, one day, Nuraj goes away. He goes to school. Mika works hard. There are no cookies. Mika is lonely.

One day after work, Mika sees something. What's this? It's a nut. Wait. What's this? It's an orange. What's this? It's a cookie. Yummy! And what's this? It's a foot. A foot? Who's this? It's Nuraj! He's home! It's the holidays!

B Look and find these words in the text. Circle the words that begin with vowels.

elephant cookie orange nut

C Read the last paragraph and find two different question words.

_____ 's this? _____ 's this?

D Read the text again and find the answers.

What's this?

1 It's a nut.

2 _____ orange.

Who's this?

3 _____ Nuraj!

Remember! People's names have a capital letter!

Learn Grammar

A Read and learn.

What's this? / Who's this?

You can use *Wh-* question words to ask open questions.

What ... ? A question about a thing.

Who ... ? A question about a person.

	Question	Answer	
Singular	What's this / that?	It's	an orange. a cookie.
	Who's this / that?		Nuraj. my cousin Leila.
Plural	What are these / those?	They're	oranges. cookies.
	Who are these / those?		my friends. my cousins.

Watch out! *Who's this? It's Nuraj.* NOT ~~*He's Nuraj.*~~

Indefinite Articles: *A / An*

Use *a* and *an* with singular nouns. *It's a cookie.* *It's an orange.*

Use *an* before words that start with vowels.

Vowels are the letters *a, e, i, o* and *u*. *an elephant* *an orange*



B Suri and Nuraj are looking at a photograph. Complete the sentences.

Suri Hi Nuraj. ¹ _____ are these children?

Nuraj They're my cousins. They're at the zoo!

Suri ² _____ this?

Nuraj It's a giraffe!

C Listen and check. 15

D Act it out!

E Look and complete the sentences.

an What's a a Who's Who's a What's a




1 _____ this?

It's Asim.
He's 2 _____ boy.




3 _____ this?

It's Bina.
She's 4 _____ girl.



5 _____ this?

It's 6 _____ elephant.



7 _____ this?

It's 8 _____ giraffe!


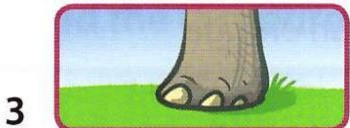
F Circle the vowels.

A B C D E F G H I J K L M N O P Q R S T U V W X Y Z

G Read and write *a* or *an*.


1 _____ ear 2 _____ foot 3 _____ eye 4 _____ hand
5 _____ arm 6 _____ nose


H Read and match.





- a Who's this? It's Bina.
- b What's this? It's a hand.
- c What are these? They're eyes.
- d What's this? It's an elephant.
- e Who's this? It's Asim.
- f What's this? It's a foot.


I Look and complete the sentences.


1  _____'s this?
It's _____ ear.
_____ 's this?
It's an elephant!

4  _____?
_____ eye.
_____?
It's a giraffe!

2  _____'s this?
It's _____
arm. _____'s
this? It's Bina!

5  _____?
_____ hands.
_____?
_____!

3  _____?
It's _____ foot.
_____?
It's Asim!

6  _____?
_____ nose.
_____?
_____!


Let's Write!

J Number the sentences in the correct order.



- They're ears!
- What's this?
- What are these?
- It's my favorite animal. It's an elephant.

K Draw your favorite animal. Write a dialogue about it.



_____?
It's my favorite animal. _____

_____!

Module 3 Review

A Read and circle.

- 1 Where **is** / **are** the boys? They **is** / **are** next to the pond.
- 2 Where **is** / **are** the frogs? They **is** / **are** in the pond.
- 3 Where **is** / **are** Dad? He **is** / **are** on the path.
- 4 Where **is** / **are** the fox? It **is** / **are** in the forest.

B Write the words in the correct order to make questions.

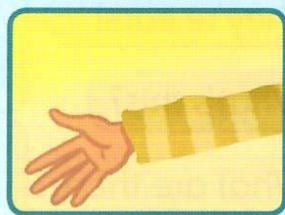
- 1 flowers / are / the / ? / where _____
- 2 the / ? / where / squirrel / is _____
- 3 rabbits / ? / where / the / are _____
- 4 is / where / fish / the / ? _____

C Match the answers to the questions in exercise B.

- | | |
|--|--|
| <input type="checkbox"/> It is on the tree. | <input type="checkbox"/> It is under the water. |
| <input type="checkbox"/> They are in the nest. | <input checked="" type="checkbox"/> 1 They are next to the pond. |

D Complete the sentences.


- 1 What's this?
It's ____ arm.



- 4 What's this?
It's ____ hand.




- 2 What's this?
It's ____ foot.



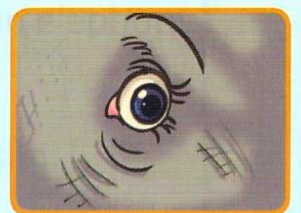
- 5 What's this?
It's ____ nose



- 3 What's this?
It's ____ ear.






- 6 What's this?
It's ____ eye.



E Look and complete the sentences.

Who are What are Who's What's



1 Who's this?

It's Grandma!

2 _____ this?

It's an elephant.

3 _____ this?

It's my cousin, Malik.

4 _____ these?





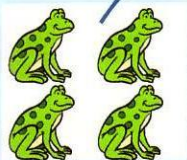

They're ducks.

5 _____ these?

They're my friends!

Exam Time

Listen, and draw lines. There is one example. 16



7

A Year in the Wild

Discover Grammar

A Listen and read.  17

This is a black bear. It lives in the forest. In the summer, the bear climbs trees and swims. It eats plants, fruit, and fish.

In the fall, the weather gets cool. The bear doesn't collect food for the winter. It eats a lot of food. It makes a den in the forest. Then it sleeps.

The weather gets very cold in winter. It snows. But the bear is warm in its den. It doesn't eat. It doesn't drink. The black bear sleeps for five months!

In the spring, the weather gets warm again. The bear wakes up. It's hungry and thirsty. The bear goes outside. It eats new plants.

B Find these verbs in the first paragraph. What is the missing letter?

live___ eat___ climb___ swim___

C Read the second paragraph again. Find this sentence. Write the missing words.

The bear _____ food for the winter.

D Complete the sentences.

eat makes sleeps climb drink

In the winter, the black bear doesn't ¹ climb trees. It doesn't ² _____, and it doesn't ³ _____.

It ⁴ _____ a den, and it ⁵ _____ until the spring.

Learn Grammar

A Read and learn.

Simple Present: Affirmative and Negative Statements with *He, She, and It*

Use the simple present to talk about things that are true.

The bear *lives* in the forest. My cousin *works* at the National Park.

In affirmative statements with *he, she, and it*, we add an *-s* to the verb.

Use the simple present to talk about habits and routines.

The bear *climbs* trees and swims.

With *he, she, and it*, we make negative statements with *doesn't*.

It *doesn't eat* in winter.



Affirmative	he	eats
	she	swims
	it	sleeps

Negative	he	doesn't sleep
	she	doesn't climb
	it	doesn't take

Remember! *doesn't = does not*

Use the simple present with *it* to talk about weather facts and patterns.

It *gets cold* in the winter. It *snows*.

B Read and write the correct form of *work*.


Girl This is my cousin. She ¹ ✓ _____
with animals.

Boy Cool! Is she a zookeeper?

Girl No. She ² ✗ _____ at the zoo.


Boy Is she a ranger?

Girl Yes. She ³ ✓ _____ at the
National Park.



C Listen and check. 18

D Act it out!



E Match the sentence parts.

- | | | |
|----------------|-----------|----------------|
| 1 It gets hot | snows | in the spring. |
| 2 It gets cool | and sunny | in the fall. |
| 3 It gets | warm | in the winter. |
| 4 It | and windy | in the summer. |

F Write the sentences in order. Write the season.

- | | |
|---------------------------------------|--|
| 1 fish / eats / bear / the | 3 eat / the / doesn't / and drink / bear |
| _____ | _____ |
| _____ | _____ |
| 2 doesn't / the / collect food / bear | 4 plants / eats / bear / new / the |
| _____ | _____ |
| _____ | _____ |

G Remember the text! Write a summary.

The black bear ¹ _____ (live ✓) in the forest.
In the fall, the bear ² _____ (make ✓) a den.
The bear ³ _____ (collect ✗) food for the
winter. It ⁴ _____ (eat ✓) a lot in the fall.
It ⁵ _____ (eat ✗) in the winter.
It ⁶ _____ (sleep ✓) for five months!




H Look and write sentences about the park ranger's job.

Spring: open park ✓ eat new plants ✗
Summer: help visitors ✓ climb trees ✗

In the spring, the park ranger ✓ _____ the park.

She ✗ _____.

In the summer, she ✓ _____ . She ✗ _____ !



Let's Talk!

I Imagine your sister or brother helps at the park. Check (✓) two activities and cross two others. Then tell your partner what your sister or brother does and doesn't do at the park.

- help animals climb trees swim help visitors
- eat new plants work hard collect food



My sister helps animals.




My brother doesn't climb trees!

8

A Year on the Farm

Discover Grammar

A Listen and read. 19



Are you a farmer?

Yes, I am. I live on a farm with my family.

It's spring. Are you busy?

Yes, I am. In the spring, we plant flowers and vegetables. It's warm. The animals sleep outside.

Do you work hard in the summer?

Yes, we do. We pick strawberries. We make strawberry ice cream.

Do you pick strawberries in the fall?

No, we don't. We pick apples. We make apple pie. The weather is cool.

Do the animals sleep outside in the winter?

In the winter it's cold. The animals don't sleep outside. They sleep in the warm barn. I bring food and water to the animals. My children build a snowman.

B Read the text and circle the pronouns that you find.

I

You

He

She

It

We

They

C Read the text again and complete the sentences. Circle the correct season.

1 We _____ strawberries.

Winter / Summer

2 We _____ apple pie.

Fall / Spring

3 We _____ flowers and vegetables.

Spring / Summer

4 They _____ a snowman.

Winter / Spring

Learn Grammar

A Read and learn.

Simple Present: Affirmative and Negative Statements with *I, You, We, and They*

Remember: You use the simple present to talk about facts, habits, and routines.

I live on a farm with my family. We pick strawberries. We make apple pie.

With *I, you, we, and they*, we make negative statements with *don't*.

The animals don't sleep outside in the winter.

Affirmative		Negative	
I / you /	plant	I / you /	don't plant
we / they	pick	we / they	don't pick
	live		don't live



Remember! *don't = do not*

The Simple Present: *Yes / No* Questions

We can ask *yes / no* questions with *Do*. Use *do* and *don't* to answer.

Do you work hard in the summer? Yes, I do. / No, I don't.

Do they sleep outside the in winter? Yes, they do. / No, they don't.

Question		Short Answer	
Do	I / you / we / they ... ?	Yes, I / you / we / they do.	No, I / you / we / they don't.

B Read and write the verbs.

pick build live help make

Girl I'm Jenny and this is Ben. We ¹ _____ on a farm.

Boy I ² _____ my dad in the spring.

Girl We ³ _____ strawberry ice cream in the summer.


Boy In the fall, we ⁴ _____ apples.

Girl In the winter, we ⁵ _____ a snowman! The farm is fun!

C Listen and check. 20

D Act it out!

E Read. Then look at the pictures, and write the numbers in the boxes.



- | | | |
|---------------------------|-------------------------------|--------------------|
| 1 They pick strawberries. | 4 I take food to the animals. | 7 You plant fruit. |
| 2 I plant flowers. | 5 We build a snowman. | 8 We pick apples. |
| 3 We make apple pies. | 6 I eat ice cream. | |

F Circle the correct answers.

- | | |
|--|-----------------------------|
| 1 Do you pick strawberries in the summer? | Yes, we do. / No, we don't. |
| 2 Do you take food to the animals in the winter? | Yes, we do. / No, we don't. |
| 3 Do you pick apples in the spring? | Yes, we do. / No, we don't. |
| 4 Do you make hay in the summer? | Yes, we do. / No, we don't. |
| 5 Do you dig the soil in the winter? | Yes, we do. / No, we don't. |
| 6 Do you make apple pies in the fall? | Yes, we do. / No, we don't. |

G Complete the sentences with the affirmative or negative forms of the verbs.

plant build pick make

- 1 You _____ a snowman in the summer! You _____ a snowman in the winter
- 2 We _____ apples in the fall. We _____ strawberries in the fall.
- 3 I _____ ice cream in the summer. I _____ apple pies!
- 4 They _____ flowers in the fall! They _____ flowers in the spring!

H Look and complete Jake's text.

	Spring	Summer	Fall	Winter
	plant flowers	eat ice cream	go to school	watch fireworks
Jake	X	✓	✓	✓
Jake's cousin	✓	✓	✓	X

Hi, I'm Jake. My cousins live on a farm.


I don't live on a farm. I live in the city.

In the spring, they plant flowers. I ¹ _____.

In the summer, we ² _____.

In the fall, we ³ _____.

In the winter, I ⁴ _____. They ⁵ _____.



Let's Write!

I Look and check (✓) the activities you do. Write them in the chart.

- | | |
|---|--|
| <input type="checkbox"/> eat ice cream | <input type="checkbox"/> build a snowman |
| <input type="checkbox"/> collect seashells | <input type="checkbox"/> swim |
| <input type="checkbox"/> play in the garden | <input type="checkbox"/> plant flowers |
| <input type="checkbox"/> go to school | <input type="checkbox"/> eat birthday cake |
| <input type="checkbox"/> help Mom and Dad in the garden | <input type="checkbox"/> fly a kite |

Spring	Summer	Fall	Winter

J Ask and answer about the seasons with a friend.

Do you jump in the leaves? Yes, I do. I jump in the leaves in the fall.

K Write about your favorite season. Write about the things you do, and the things you don't do.

Module 4 Review

A Read, and circle the correct words.

- 1 My uncle **work** / **works** in the national park.
- 2 He **doesn't sleep** / **sleeps** in a cave.
- 3 My aunt **help** / **helps** visitors.
- 4 She **doesn't climb** / **climbs** trees!
- 5 The black bear **live** / **lives** in the U.S. and Mexico.
- 6 It **doesn't collect** / **collects** food in the fall.

B Complete the sentences about the weather with affirmative and negative forms. Use the verbs in blue.

- 1 In the fall, the weather ✓ _____ cold. It ✗ _____ hot and sunny. get
- 2 It ✗ _____ in the summer. It ✓ _____ in the winter. snow
- 3 It ✓ _____ warm in the spring. It ✗ _____ cold and windy. get
- 4 It ✗ _____ a lot in the summer. It ✓ _____ a lot in the fall. rain

C Read, and write affirmative and negative sentences about the koala.

climb trees ✓ swim ✗ eat leaves ✓ sleep at night ✗



This is a koala.

- 1 It climbs trees _____ .
- 2 It _____ .
- 3 It _____ .
- 4 It _____ .

D Match the questions and answers.

- | | |
|--|--|
| 1 Hi. Do you and your family live on a farm? | a No, we don't. We plant vegetables. |
| 2 Do you like the farm? | b No, we don't. We pick oranges! |
| 3 Do you plant flowers in the spring? | c Yes, we do. We live on a farm in Brazil. |
| 4 Do you pick apples in the fall? | d No, we don't. In the winter, we rest! |
| 5 Do you work hard in the winter? | e Yes, I do. I like it a lot. |

E Read and complete.


spring	summer	fall	winter
plant vegetables ✓	grow peas and carrots ✓	pick apples ✗	work hard ✗
	bring them to the market ✓	pick oranges ✓	rest ✓

Hi! I'm Luisa. I live on a farm with my family! I like the farm. In the spring, we ¹ _____ vegetables. In the summer, we ² _____ peas and carrots and ³ _____ them to the market. In the fall, we ⁴ _____ apples. We ⁵ _____ oranges. The orange trees are beautiful. In the winter, we ⁶ _____ hard. We ⁷ _____!



Exam Time

Look and read. Put a check (✓) or a cross (✗) in the box. There is one example.




Example It sleeps in the winter.



3 They grow bananas.



1 She helps her dad.



4 It collects food in the fall.



2 We go to school in the summer.



5 He builds a snowman.

9 My Collection

Discover Grammar

A Listen and read. 21


Welcome to Collector's Corner!



Hi! I'm Lily. My sister and I collect pins. Look at our collection. I have seventeen pins. My sister has nineteen. Together we have 36 pins. I love pins!



Hello. I'm Diego. I collect stones and shells. I find beautiful stones and shells on the beach. My dog, Wally, comes with me. Wally doesn't have a collection, but he likes to dig!



Hello, Collector's Corner! I'm Omar and I have over 27 cars! I don't have real cars. I have toy cars. I collect all kinds of toy cars. My dad likes cars, too. He doesn't have a toy. Dad has a real car!

B Read the text again. Find and circle four forms of the verb *have*.

C Read the text again. Complete the sentences.

- 1 I _____ seventeen pins.
- 2 I _____ real cars, I _____ toy cars!
- 3 Dad _____ a real car!
- 4 Wally _____ a collection.
- 5 Together, we _____ 36 pins.

D Read the sentences in exercise C. Check (✓) the affirmative sentences.

Learn Grammar

A Read and learn.

Simple Present of *To have*: Affirmative and Negative Statements

We use the verb *to have* to talk about possessions – things that we own.

To have is an irregular verb.

We *have* 36 pins. He *has* a car.

We make negative statements with *don't* and *doesn't*.

I *don't have* real cars. He *doesn't have* a collection.




Affirmative	
I / you / we / they	have
he / she / it	has

Negative	
I / you / we / they	don't have (do not have)
he / she / it	doesn't have (does not have)

B Number the sentences in the correct order.


- 1 Boy What are these?
- Girl I have 17 teddy bears.
- Boy How many teddy bears do you have?
- Girl My brother has robots, too!
- Boy I don't have teddy bears. I have robots.
- Girl They're teddy bears. This is my collection.



C Listen and check. 22

D Act it out!

E Match the words and pictures.



- 1 I have a robot! 3 He has teddy bears. 5 You have seashells!
 2 They have cars. 4 We have pins. 6 She has a doll.

F Read and circle the correct words.

- 1 We **have** / **has** lots of cars. 4 You **have** / **has** lots of teddy bears.
 2 I **have** / **has** a doll. 5 They **have** / **has** pins.
 3 He **have** / **has** a robot. 6 She **have** / **has** lots of seashells.

G Look, read and check (✓) the correct box.



1 He doesn't have a teddy bear.



2 He has a car.



3 They have dolls.



4 I don't have lots of shells.



H Read and complete.

doesn't have has don't have ~~have~~ have

- 1 You and your cousins (✓) have lots of toys.
- 2 My brother and his friends (X) _____ cars.
- 3 My cousin, Tony (✓) _____ a big house.
- 4 My sister, Lucy (X) _____ lots of friends.
- 5 My brother and I (✓) _____ robots.

I Read, and write *have, don't have, has, or doesn't have*.




- 1 ✓ Jin _____ seventeen teddy bears.
- 2 X Her brother _____ teddy bears.
- 3 ✓ He _____ robots.
- 4 ✓ Lily and her sister _____ 36 pins.
- 5 X Lily _____ seventeen pins.
- 6 ✓ Lily's friends _____ pins, too.

Let's Write!

J What do you have? What does your friend have? Draw and write.



I _____.



My friend _____.

10 At the Market

Discover Grammar

A Listen and read. 23

[At the market]

Boy What's for lunch, Grandpa?

Grandpa Chicken soup. What do we have at home?

Boy Er ... We have carrots.

Grandpa Do we have onions?

Boy No, we don't.

Grandpa Does that man have onions?

Boy Yes, he does.

Grandpa Hello. Three onions, please. And I need two potatoes. Do you have potatoes?

Man Yes, I do. Here you go.

Grandpa Potatoes, onions, carrots ... Chicken! Do you have a chicken?

Man No, I don't.

Grandpa Oh. I need a chicken for chicken soup. What do you have?

Man I don't have meat. I have vegetables.

Boy Does he have all the ingredients?

Grandpa No, he doesn't ... Come on! Let's go home.

[At home. Grandpa is in the kitchen.]

Boy It smells good! What's for lunch, Grandpa?

Grandpa Vegetable soup!


Chicken soup

1 chicken

3 onions

4 carrots

2 potatoes



B Read the text again. Underline questions with *have*.

C Look at the two types of questions. Match them to the answers.

1 What do we have at home?

a No, we don't.

2 Do we have onions?

b We have carrots.

Learn Grammar

A Read and learn.

Simple Present of *To have*: Yes / No Questions

You can ask *yes / no* questions with the verb *to have*. In the simple present, use *do* and *does* to make the questions and to answer them.

Do we have carrots? ✓ Yes, we *do*. ✗ No, we *don't*.
Does he have onions? ✓ Yes, he *does*. ✗ No, he *doesn't*.



Questions			Short Answers
Do	I / you / we / they	have ...?	Yes, I / you / we / they do. No, I / you / we / they don't.
Does	he / she / it		Yes, he / she / it does. No, he / she / it doesn't.

Remember! *don't = do not* *doesn't = does not*

Remember! You can use *what* with *have* to ask open questions.
What questions are about things.

What do we have at home? *We have four carrots.*
What does he have for dinner? *He has sausages.*

Remember! *What do you have ... ? → I have ... / We have ...*

Watch out! *What does he have ... ? → He has ...*

B Read and complete the dialogue.

do Do What have

Grandma It's time for lunch. ¹ _____ do we have?

Boy We ² _____ chicken.


Grandma ³ _____ we have onions?

Boy Yes, we ⁴ _____. We have four onions. Let's make soup!

C Listen and check. 24

D Act it out!

E Look, read and match.




- | | |
|---------------------------------|-----------------------------------|
| 1 What does he have for lunch? | a I have a sandwich and cookies. |
| 2 What do they have for lunch? | b She has chicken and rice. |
| 3 What do you have for lunch? | c He has soup and a banana. |
| 4 What does she have for lunch? | d They have sausages and carrots. |

F Look again at the picture above, read and circle.

- | | |
|-------------------------|-----------------------------------|
| 1 Do you have soup? | Yes, I do. / No, I don't. |
| 2 Do you have potatoes? | Yes, we do. / No, we don't. |
| 3 Does he have cookies? | Yes, he does. / No, he doesn't. |
| 4 Does she have rice? | Yes, she does. / No, she doesn't. |

G Complete the answers.



- | | |
|-----------------------------|-------------------------------|
| 1 Does she have a sandwich? | No, _____. |
| 2 What does he have? | _____ a sandwich and cookies. |
| 3 Do you have a banana? | Yes, _____. |
| 4 What do they have? | _____ sausages and carrots. |

H Complete the questions.


- 1 _____ for lunch? No, I don't. I don't like soup.
2 _____ for lunch? I have a sandwich.
3 _____ for lunch? Yes, I do. I like chicken.
4 _____ for lunch? I have sausages.

I Answer the questions for you.

- 1 Do you have a cookie for lunch? _____
2 Do you have chicken for lunch? _____
3 Do you have soup for lunch? _____
4 Do you have a sandwich for lunch? _____
5 Do you have a sausage for lunch? _____
6 What do you have for lunch? _____

Let's Talk!

J Draw your lunch.



K Ask and answer with a friend.

What do you have for lunch?

I have a sandwich.


Do you have a banana?

Yes, I do.

Module 5 Review

A Read and circle the correct answer.

This is Tom. Tom and his brother collect stamps. Tom
¹ **has** / **have** stamps from 20 countries. His brother
² **has** / **have** stamps from many countries, too. They
³ **doesn't have** / **don't have** old stamps but they
⁴ **has** / **have** new stamps. Tom's brother ⁵ **has** / **have**
 a friend in Egypt. He ⁶ **has** / **have** many Egyptian
 stamps. Tom ⁷ **doesn't have** / **don't have** Egyptian
 stamps, but he has stamps from Mexico and from China.
 Do you ⁸ **have** / **has** a stamp collection?



B Look and complete the sentences with *have* or *don't have*. Then match the lunches.




I'm Marco. I ✓¹ _____ vegetables for lunch.
 I ✓² _____ rice. I ✗³ _____ chicken.



I'm Ji-min. I ✓⁵ _____ vegetables for lunch.
 I ✓⁵ _____ chicken. I ✗⁶ _____ rice.



I'm Sofia. I ✓⁷ _____ rice for lunch. I ✓⁸ _____ fish.
 I ✗⁹ _____ a sandwich.



I'm Ali. I ✗¹⁰ _____ rice for lunch. I ✗¹¹ _____
 vegetables. I ✓¹² _____ a sandwich and an apple.

C Complete the sentences for Marco and Sofia with *has* or *doesn't have*.

Marco ¹ has vegetables for lunch. He ² _____ rice.

He ³ _____ chicken.

Sofia ⁴ _____ rice for lunch. She ⁵ _____ fish. She ⁶ _____
 a sandwich.

D Read and answer for Ji-min.

1 Do you have vegetables?

Yes, _____.

2 Do you have chicken?

_____.

3 Do you have rice?

_____.

E Complete the questions and answers about Ali's lunch.

1 Does he have rice?

No, _____.

2 _____ he have vegetables?

_____.

3 _____ he have a sandwich?


Yes, _____.

4 _____ he have an apple?

_____.

Exam Time

Look and read. Write *yes* or *no*. There are two examples.



Examples They have lots of fruit. no

She has three potatoes. yes

1 He has carrots. _____

2 He has two onions. _____

3 She has four carrots. _____

4 They have sausages. _____

5 They have a chicken. _____

11

Wants and Needs

Discover Grammar


A Listen and read.  25

Marlon reads every day. He wants to be a teacher. But he needs new books for school.

Marlon's mom and dad work hard. They don't have money for new books. The family needs food and Marlon's brothers need school clothes. Marlon doesn't want his mom to be sad. He doesn't talk about schoolbooks at home. But he has an idea.

In the garden, there's a lemon tree. There are lots of lemons. Marlon has a little money. He buys sugar. Marlon makes lemonade. On Saturday, he makes a sign: Lemonade 50 cents.

It's hot! People are thirsty. They like Marlon's lemonade. Now Marlon has money to buy schoolbooks. He gives the rest of the money to his mom.

B Read the text again. Find and circle the verbs *have*, *want*, *need*, and *like*.

C Find these sentences. Write the missing words.

- 1 They _____ have money for new books.
- 2 Marlon _____ want his mom to be sad.

D Match the sentence parts.

- | | | |
|--------|-------|--------------------|
| 1 They | has | school clothes. |
| 2 He | need | an idea. |
| 3 They | wants | Marlon's lemonade. |
| 4 He | like | new schoolbooks. |

Learn Grammar

A Read and learn.

Simple Present: All Forms

Remember: Use the simple present to talk about facts, habits, and routines.

Marlon *reads* every day. He *wants* to be a teacher.

Mom and Dad *work* hard.



You make negative statements with *don't* and *doesn't*:

They *don't have* money for new books. He *doesn't talk* about schoolbooks.

Affirmative		Negative	
I / you / we / they	want need like	I / you / we / they	don't want don't need don't like
he / she / it	wants needs likes	he / she / it	doesn't want doesn't need doesn't like

Watch out! *To have* is an irregular verb.

I / you / we / they have	I / you / we / they don't have
he / she / it has	he / she / it doesn't have

B Read and circle the correct words.

Girl I ¹ **need** / **needs** a new pen for school.

Boy This store ² **have** / **has** lots of pens.

Girl Look! I ³ **like** / **likes** that blue pen.

Boy It's \$25! You ⁴ **don't have** / **doesn't have** \$25!

Girl No. It's expensive. I ⁵ **don't need** / **doesn't need** a fancy pen.

C Listen and check. 26

D Act it out!

E Read and match.



- | | | | |
|---------------------|--------------------------|--------------------|--------------------------|
| 1 I need an eraser. | <input type="checkbox"/> | 4 I need a pencil. | <input type="checkbox"/> |
| 2 I need a bag. | <input type="checkbox"/> | 5 We need chairs. | <input type="checkbox"/> |
| 3 We need a book. | <input type="checkbox"/> | | |

F Look and circle the correct words.

- 1 He **need** / **needs** an eraser.
- 2 She **doesn't need** / **don't need** books.
- 3 They **need** / **needs** chairs.
- 4 They **don't need** / **doesn't need** pencils.
- 5 He **needs** / **need** a pen.


G Look and complete the sentences.

has have doesn't have don't have


- 1 He has a pencil. He doesn't have an eraser.
- 2 She _____ lots of books. She _____ a bag.
- 3 They _____ a desk. They _____ chairs.
- 4 They _____ pencils. They _____ a book.
- 5 He _____ a ruler. He _____ a pen.

H Draw, and then complete the sentences.

ruler pen chair notebook book desk bag pencil




1 He has a _____ .
He wants a _____ .



3 They _____ .
They _____ .



2 She has a _____ .
She _____ .



4 He _____ .
He _____ .

Let's Write!

I Look and check (✓) the things you have in your schoolbag. Tell a friend.

- ruler eraser book pen
 pencil computer notebook

J Listen to your friend. Write the things your friend has.

K Write about the things you and your friend have.

In my schoolbag, I have a

_____ .

My friend _____ .
We need these things for school.

12 In the Arctic

Discover Grammar

A Listen and read. 27

I'm a scientist. I study weather and animals. I live and work on this ship.

What do you have on the ship?

I have a desk and a bed. The ship has a kitchen and a bathroom. And we have games and books!

Do you need games and books?

No, we don't. But we like them! We play games in the evenings.

Does the ship have everything you want?

No, it doesn't. But it has everything we need.

What do you need?


We need food, warm clothes, and blankets. We need computers.

What do you want?

I want a hot bath. And I want to see my family!

Do you like your job?

Yes, I do. It's interesting, and it's important. We need information about our environment.



B Read the text again. Underline the questions. Write the first words.

1 _____ 2 _____ 3 _____

C Read the answers and complete the questions.

1 _____ you like your job?

Yes, I do.

2 _____ do you need for work?

We need computers.

3 _____ the ship have a bath?

No, it doesn't.

Learn Grammar

A Read and learn.

Simple Present: Yes / No Questions

You can ask *yes / no* questions with *Do* and *Does*. We use *do / does* and *don't / doesn't* to answer.

Do you need games and books? ✓ Yes, we *do*. ✗ No, we *don't*.
Does the ship have everything you want? ✓ Yes, it *does*. ✗ No, it *doesn't*.

We can use *do* and *does* with different verbs

Do you want / need / like games and books?
Does she want / need / like games and books?



In short answers, we always use *do / don't* or *does / doesn't*.

Do you need a book? Yes, I *do*. NOT *Yes, I need*.

Questions			Short Answers
Do	I / you / we / they	want ...?	Yes, I / you / we / they do.
		need ...?	No, I / you / we / they don't.
		like ...?	
Does	he / she / it	have ...?	Yes, he / she / it does.
			No, he / she / it doesn't.

Remember! *don't = do not* *doesn't = does not*

What

Remember: You can use *what* to ask open questions. *What* questions are about things.

What do you need? We need food. *What does she want?* She wants a bath.
What do you have? I have a desk.

Watch out! *What does he have ... ? → He has ...*

B Complete the sentences.

have need What Do

Girl 1 _____ do you need for your new room?

Boy I 2 _____ a bed and a desk.

Girl 3 _____ you have fun things?

Boy Yes, I do. I 4 _____ books and games.

C Listen and check.  28

D Act it out!



E Read and circle the correct words.

- | | |
|------------------------------------|---------------------------|
| 1 Do / Does he have a desk? | No, he don't / doesn't. |
| 2 Do / Does they have computers? | Yes, they do / does. |
| 3 Do / Does she have warm clothes? | Yes, she do / does. |
| 4 Do / Does they have a TV? | No, they don't / doesn't. |
| 5 Do / Does she have books? | Yes, she do / does. |
| 6 Do / Does they have a cat? | Yes, they do / does. |

F Match the questions and answers.



- 1 Hi Dad! Are you in the Arctic?
- 2 Do you like the ship?
- 3 Do you have a TV?
- 4 What do you have for fun?
- 5 What do you have for work?
- 6 Do you need a desk?

- a No, we don't. We don't need a TV.
- b Yes, I am. I'm on the ship!
- c I have a computer, paper and books.
- d Yes, I do! I need a desk!
- e We have games and books.
- f Yes, I do. The ship is great.

G Complete the answers.

- | | |
|--|------------------------------------|
| 1 Does he like the ship?
✓ Yes, <i>he does</i> _____. | 4 Does he need a desk?
✓ _____. |
| 2 Do they need a TV?
✗ No, _____. | 5 Do they like games?
✓ _____. |
| 3 Do they have games?
✓ Yes, _____. | 6 Does he want a pen?
✓ _____. |

H Complete the questions.

What do Do Does What does

- | | |
|--------------------------------|----------------------------|
| 1 _____ they have for fun? | They have books and games. |
| 2 _____ he need for work? | He needs a computer. |
| 3 _____ you have lots of food? | Yes, we do. |
| 4 _____ she want a TV? | No, she doesn't. |

Let's Talk!

I Talk about your bedroom. Ask and answer about what you have, need, and want.


Do you have a TV? No, I don't.

Do you want a TV? Yes, I do!

Module 6 Review

A Read and circle the correct words.

- 1 I **have** / **has** two books.
- 2 Carlos **don't have** / **doesn't have** a book.
- 3 He **need** / **needs** a book.
- 4 I **don't need** / **doesn't need** two books.
- 5 I **likes** / **like** Carlos. He is my friend.
- 6 Now Carlos **have** / **has** a book!



B Complete the sentences. Use the verbs in blue.

- 1 **want** I want a chocolate ice cream.
My sister wants strawberry ice cream.
- 2 **need** I _____ a red pencil.
Tariq _____ glue.
- 3 **like** We _____ books.
They _____ TV.
- 4 **have** I _____ red shoes.
Leila _____ blue shoes.

C Complete the sentences with *don't* or *doesn't*.

- 1 They don't like carrots.
- 2 I _____ need a new schoolbag.
- 3 He _____ have a red pen.
- 4 We _____ want soup for lunch.
- 5 My sister _____ like onions.
- 6 My brother _____ like tomatoes.
- 7 I _____ need brown shoes.
- 8 We _____ have a fast car.
- 9 You _____ need a fancy hat.
- 10 Our school _____ have a big playground.

D Read and check (✓) the correct answers.

1 Does she need an umbrella?

Yes, she do. Yes, she does.

3 Does he have a TV in his room?

No, he don't. No, he doesn't.


2 Do they like the cat?

Yes, they do. Yes, they does.

4 Do you have a brother?

No, I don't. No, I doesn't.

Exam Time


Look and check (✓) the correct box. There is one example.  29

Example What does Ji-min need?

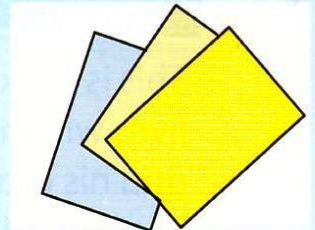
a



b



c



1 Which one is Ali's family?

a



b



c



2 What does Mia want?

a



b



c



3 Which sneakers does Mom like?

a



b



c



13 Special Homes

Discover Grammar

A Listen and read. 30

Let's find out about some special homes!



This is Jack's home. He lives with his parents and his grandparents in a very big home. Jack's home is a castle! Is Jack's home old? Yes, it is.



This is May's home. May's home is a cave! May's neighbors live in caves, too. All the houses are under the ground. Is May's home special? Yes, it is.



This is Connor's home. Connor's home is a circus! He lives with his family in a caravan. Connor's aunts and uncles and cousins are in the circus, too. It's a family circus. Is Connor's home fun? Yes, it is!

B Read the text again. Find and circle the names.

C Write the possessive. Read and match.

- | | |
|--------------------|---------------------|
| 1 Connor <u>'s</u> | a home is a castle. |
| 2 May ___ | a home is a circus. |
| 3 Jack ___ | a home is a cave. |

D Read and circle the correct answer.

- 1 Is Connor's home fun? **Yes, it is. / No, it isn't.**
- 2 Is Connor's home old? **Yes, it is. / No, it isn't.**
- 3 Is Jack's home old? **Yes, it is. / No, it isn't.**

Learn Grammar

A Read and learn.

Possessive 's

Add 's to the end of a name to show that something belongs to someone.


May's home Connor's aunts and uncles Jack's castle

We can ask *yes / no* questions about belongings with 's and the verb *to be*:

Is Connor's home in a circus? Yes, it is.
Is Jack's home in a cave? No, it isn't.
Are the children's homes special? Yes, they are.



B Complete the conversation.



Yes, it is. It's fun. No, it isn't. Jack's home is a castle.

Luca I like Jack's home.

Sam Is Jack's home a cave?

Luca ¹ _____

Sam Oh. I like the circus. Is that Connor's home?

Luca ² _____

C Listen and check. 31

D Act it out!

E Follow and write *May's*, *Jack's*, or *Connor's*.



1 This is _____ garden.

May

2 This is _____ cat.



3 This is _____ window.

Connor

1 This is _____ garden.



5 This is _____ cousin.

Jack

6 This is _____ elephant!

F Look, read, and circle the correct words.



1 This is
May / May's.



3 This is
Connor / Connor's.



2 This is
Connor / Connor's
cousin.



4 This is
May / May's cat.

G Read the text about Jack. Write *Jack* or *Jack's*.

1 _____ lives in a very special home. 2 _____ home is a castle. 3 _____ likes the castle. It's old. 4 _____ grandparents live in the castle, too. 5 _____ loves his grandparents.

H Read and circle the correct answers.

1 Is this May's home?

Yes, it is. / No, it isn't.



2 Is this Jack's home?

Yes, it is. / No, isn't.



3 Is this May's home?

Yes, it is. / No, it isn't.



Let's Talk!

I Complete the sentences.

- 1 ___ May's home a castle?
- 2 ___ Connor's cousins in the circus?
- 3 ___ Jack's home a circus?
- 4 ___ the homes in May's street in caves?
- 5 ___ Jack's home very old?

J Remember the text. Ask and answer with a friend.



Is May's home a castle?




No, it isn't. May's home is a cave.

14 Home Sweet Home

Discover Grammar

A Listen and read.  32



Ned is a donkey. He lives in a field. Next to his field, there are two donkeys.

“Their field is fun,” thinks Ned, “My field is boring.”

He jumps over the fence. The donkeys are fun, but they’re noisy! Ned sees another field.

He jumps over. The field is quiet, but it’s small. Ned is hungry. Ned sees a bird in the next field.

“Its field is big,” thinks Ned. He jumps over. The bird flies away. Ned is lonely.

Ned jumps into the road. The road is busy. He sees a nice, quiet field.

“That field is quiet,” thinks Ned. He jumps into the field.

“Wait! This is my field! My field is nice!”

Now Ned is happy in his field!

B Read the text again. Circle these possessive adjectives.

my his its their

C Read and match.

- | | | |
|------------------------------|---|-------------|
| 1 Ned’s field | — | their field |
| 2 the field with two donkeys | — | its field |
| 3 the bird’s field | — | my field |

Learn Grammar

A Read and learn.

Possessive Adjectives

my your his her its our their

These are possessive adjectives. They tell us who owns something.

*This is a field. It's **my** field. It isn't **your** field. It's **our** field!*

We also use possessive adjectives to talk about friends and family.

***My** sister is ten. This is **my** friend Jake. **His** dad is a farmer.*

And when we talk about parts of our bodies.

*I wash **my** hands. Did you hurt **your** finger?*

Possessive adjectives change. They match the owner, not the thing.

<i>Jack's book</i>	<i>his book</i>
<i>Lucy's dolls</i>	<i>her dolls</i>
<i>Jack and Lucy's house</i>	<i>their house</i>
<i>the dog's ball</i>	<i>its ball</i>



I	you	he	she	it	we	you	they
my	your	his	her	its	our	your	their

We can ask *yes / no* questions with possessive adjectives.

Is her field noisy? Yes, it is. / No, it isn't.

Is your house big? Yes, it is. / No, it isn't.

B Read and circle the correct words.

Girl You have a great yard. Is that ¹ **your** / **their** swing?

Boy No, it's my sister's swing. It's ² **his** / **her** favorite toy!

Girl I don't have a yard. ³ **My** / **Its** home is an apartment.

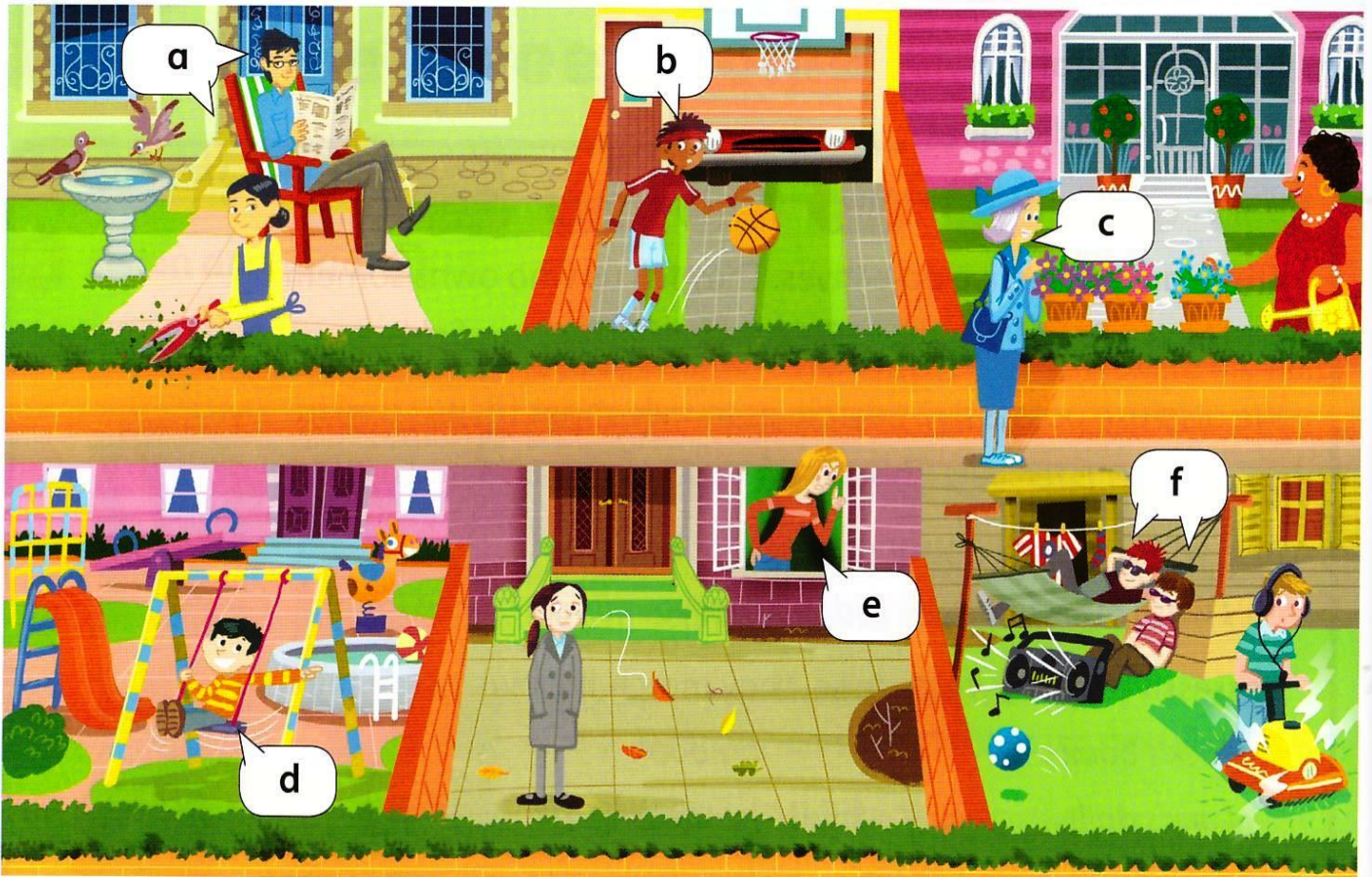
Boy Well, we can share – this can be ⁴ **our** / **their** yard!



C Listen and check. 33

D Act it out!

E Look and write the letters. Then read and circle the correct words.



1 **b** My / Her yard is small.

2 Their / My yard is noisy!

3 Our / Its yard is quiet.

4 Her / My yard is boring.

5 His / Your yard is beautiful.

6 My / Our yard is fun.

F Look and complete the sentences.



1 Is ___ yard noisy? No, it isn't.
a her b his c our



2 Is ___ yard boring? No, it isn't.
a her b his c our



3 Is ___ yard noisy? Yes, it is.
a my b our c their



4 Is ___ yard big? No, it isn't.
a their b her c your

G Read and match.



1 These are his books.



2 This is its toy.



3 This is her book.



4 These are their toys.



H Complete the sentences.

my Your his her our their its

- 1 This is my brother's swing. This is _____ swing.
- 2 My sisters and I share a room. This is _____ room.
- 3 That's my grandma's house. That's _____ house.
- 4 Mr. and Mrs. Lewis live next to me. They are _____ neighbors.
- 5 The dog has a ball. This is _____ ball.
- 6 You have a nice garden. _____ garden is nice.
- 7 Those boys like music. Listen, _____ music is loud!

Let's Write!

I Read the text and write the possessive adjectives.

My home by Laura

I live in an apartment. ¹ My building is big and white.

I live with ² _____ mom, ³ _____ dad, and ⁴ _____ sister.

I share a room with my sister. ⁵ _____ room is nice.

J Write about your home, your family and your room.

I live in _____ . _____ home is _____ .

I live with _____ . _____ room is _____ .

Module 7 Review

A Read and check (✓) the correct answers.

Hi, I'm Zane.

My grandpa's home is special. His home is a boat!

My aunt Lisa and uncle Ben's home is big. Their home is pretty. Their home is blue.

I live in the city with my parents. Our home is an apartment. It's great.

My friend Lily's home is small. Her house is red. I like it.

1



Is this Zane's home?

- Yes, it is.
 No, it isn't.


3



Is this Zane's home?

- Yes, it is.
 No, it isn't.

2



Is this Grandpa's home?

- Yes, it is.
 No, it isn't.

4



Is this Lily's home?

- Yes, it is.
 No, it isn't.

B Read and write *Zane's* or *Grandpa's*.

1 _____ home is in the city.

3 _____ home is an apartment.

2 _____ home is in the countryside.

4 _____ home is a boat.

C Complete the sentences.


Their Our my His Her

- 1 (Zane's aunt and uncle) _____ home is quiet.
 2 (Grandpa) _____ home is fun.
 3 (Lily) _____ home is noisy.
 4 (My parents and I) _____ home is small.
 5 (I) I like _____ home!

D Look and answer.


Zane's Grandpa's Aunt Lisa's Lily's

- 1 Whose home is this? It's _____ home.
 2 Whose home is this? It's _____ home.
 3 Whose home is this? It's _____ home.
 4 Whose home is this? It's _____ home.



Exam Time

Look and read. Write *yes* or *no*. There are two examples.



- Examples** The children are in their backyard. no
 Mia's kite is slow. yes
- 1 Sam's kite is purple. _____
 2 Mia's kite is big. _____
 3 The man's sandwich is small. _____
 4 The bird wants his sandwich. _____
 5 The woman's ice cream is pink. _____

15

Having Fun at the Parade

Discover Grammar

A Listen and read.  34

Dear Diary,



It's bed time, but I'm not sleeping. It's a holiday in my town, and I'm waiting for the big parade!

I'm in our apartment. I'm sitting next to the window, and I can see the street. Lots of people are on the street. They aren't working. They are having fun.

A woman is selling pancakes and candy. They smell good! Many people are buying them.

I can hear music. A man is playing a big drum. Children are dancing and people are singing.

Now Mom is watching, too. She is smiling and singing. I'm not singing! I'm clapping. The festival is fun!



B Read the text again. Find and circle these words.

clap sleep sit dance sing smile write eat

C Match the beginnings and endings to make sentences.

- | | |
|--------------------|------------------------|
| 1 Mom is ... | a sleeping. |
| 2 A man is ... | b dancing. |
| 3 They aren't ... | c smiling and singing. |
| 4 Children are ... | d playing a big drum. |
| 5 I'm not ... | e working. |

Learn Grammar

A Read and learn.

Present Continuous: Affirmative and Negative Statements.

Use the present continuous to talk about the things that people are doing now.

I am writing in my diary. *Mom is singing.*

We can talk about what people aren't doing now, too.

I'm not sleeping. *They aren't working.*



Form the present continuous with the verb *to be*, and the *-ing* form of the main verb.

Affirmative			Negative		
I	am / 'm	singing sleeping eating buying	I	am not / 'm not	singing sleeping eating buying
You	are / 're		You	are not / aren't	
He / She /	is / 's		He / She /	is not / isn't	
It			It		
We / They	are / 're		We / They	are not / aren't	

Watch out for spelling!

With most verbs we just add *-ing*: *singing* *eating* *sleeping*

With verbs that end in a silent *e*, we drop the *e* and add *-ing*:

make → *making* *have* → *having*

With verbs that end in a short vowel + a consonant, we double the last letter and add *-ing*: *sit* → *sitting* *clap* → *clapping*

B Complete the sentences.

Boy Listen! The band ¹ ____ playing!

Girl The parade ² ____ coming!

Boy Can you see our friends?

Girl Yes, they ³ ____ dancing.

Boy Look at Nick. He ⁴ ____ playing the drum!



C Listen and check. 35

D Act it out!



E Read and complete the sentences.

She He I We It They

- 1 There's a tall man. _____ is walking.
- 2 We're in the band! _____ are playing music.
- 3 Can you see me? _____ am playing the big bass drum!
- 4 There are eight girls. _____ are dancing.
- 5 There's an elephant. _____ is eating peanuts.
- 6 The carnival queen is happy. _____ is smiling.

F Look, read, and match. Then write 'm, 's, or 're.

- 1 You _____ eating ice cream.
- 2 I _____ dancing!
- 3 They _____ clapping.
- 4 He _____ playing music.



G Write the words in the correct order to make sentences.

- 1 dancing / I'm / not _____
- 2 aren't / we / eating _____
- 3 are / watching / they _____
- 4 he / smiling / is _____

H Complete the sentences with affirmative or negative continuous forms. Use the verbs in blue.


1 sing
She isn't singing.



4 walk
He _____.



2 play
I _____
a big drum.



5 dance
They _____.



3 eat
It _____
peanuts.



6 clap
You _____.



Let's Write!

I Look at Lizzie's picture and complete her text.

We're at the parade!

My friend _____ (✓ dance)

I _____ (✗ dance)

I _____ (✓ clap)



J Imagine you are at the parade. Choose two verbs. Draw yourself and your friend.


dance sing watch eat clap play the drum

We're at the parade!

My friend _____.

I _____.

I _____.



16 The Homemade Orchestra

Discover Grammar



A Listen and read. 36

Narrator Danny is in the kitchen.
What a noise!

Mom Danny, what are you doing?

Danny I'm finding things! I need jars and paper.

Narrator Danny's friends come to his house. What a noise!

Danny Oscar, are you making a shaker?

Oscar Yes, I am.

Danny Kate, are you making a shaker?

Kate No, I'm not.

Danny What are you making?

Kate I'm making a drum!

Narrator Listen! Danny and his friends are practicing their instruments!

Danny Are you shaking your jars?


Oscar and Fay Yes, we are!

Danny Are you striking your drums?

Kate and Evan Yes, we are!

Danny Are we making music?

All Yes, we are! We're making music and we're having fun!



B Read the text again. Underline questions with the present continuous.

C Remember the story. Read and match.

- 1 Danny, what are you doing?
- 2 Kate, are you making a shaker?
- 3 What are you making?
- 4 Are they practicing their instruments?
- 5 Are we making music?

- a I'm making a drum.
- b Yes, they are!
- c I'm finding things.
- d Yes, we are!
- e No, I'm not.

Learn Grammar

A Read and learn.

Present Continuous: Yes / No Questions

We can ask *yes / no* questions with the present continuous:

Is he singing? Are they practicing? Am I making a shaker?

We answer present continuous questions with *be*.

No, he isn't. Yes, they are. Yes, I am.



Questions		Short Answers		
Am	I	Yes, No,	I	am. 'm not.
Are	you	Yes, No,	you	are. aren't.
Is	he / she / it	Yes, No,	he she it	is. isn't.
Are	we / you / they	Yes, No,	they we	are. aren't.


We can ask open questions with *what*. Answer open questions with present continuous sentences.

What are you doing? We're playing our instruments.

What are you making? I'm making a drum.

B Number the sentences in the correct order.

- Boy Are you using a jar?
- 1 Boy What are you doing? Are you making a drum?
- Girl Yes, I am. Look. I'm using a jar and some beans.
- Girl No, I'm not. I'm making a shaker.



C Listen and check. 37

D Act it out!

D Complete the sentences.

1 ____ your brother playing the drum?

a Is b Am c Are

2 ____ your mom and dad listening?

a Is b Am c Are

3 ____ the boys singing?

a Is b Am c Are

4 ____ she playing the triangle?

a Is b Am c Are

5 ____ you dancing?

a Is b Am c Are

6 ____ we making music?

a Is b Am c Are

E Match the questions and answers.

1 What are you doing?

2 Are you having fun?

3 Is he practicing his instrument?

4 What is she making?

5 Are they making music?

a She's making a shaker.

b No, he isn't.

c We're practicing for the show!

d Yes, they are!

e Yes, we are!

**F Write the words in the correct order to make questions.
Then write short answers.**




1 you / are / playing / the drum?



3 are / singing? / they



2 dancing? / she / is






4 fun? / he / having / is

G Write questions. Use the verbs in blue.

- 1 do What are you doing? I'm smiling and clapping.
2 make _____? He's making a shaker.
3 sing _____? We're singing a great song!
4 play _____? They're playing drums.
5 watch _____? I'm watching a great show!

Let's Talk!

H Look at the verbs. Think of an action.



sit on the beach play the drum sing a song play football
make a cake dance swim eat an ice cream climb a tree

I Read the dialogue. Practice with a friend.

What are you doing?

Guess!

Are you playing the drum?

No, I'm not.

Are you making a cake?

Yes, I am!

J Choose a verb and act it out. Take turns. Ask and answer with a friend.

What are you doing?

Guess!

Are you climbing a tree?

No, I'm not.

Module 8 Review

A Complete the sentences with 'm, 's, and 're.



Dear Molly,
I ¹ _____ sending you a postcard from our vacation.
We ² _____ staying on a boat! We ³ _____ sailing
around in a big lake. Dad and Ali ⁴ _____ making
lunch. Mom ⁵ _____ reading a book. I ⁶ _____ writing
to you and Lina ⁷ _____ driving the boat! We ⁸ _____
having fun.


See you soon!

Tariq

B Read Tariq's postcard again. Match the questions and answers.

- | | |
|-------------------------------|----------------------------|
| 1 What are Dad and Ali doing? | a No, he isn't. |
| 2 What is Mom doing? | b Yes, they are. |
| 3 What is Lina doing? | c They are making lunch. |
| 4 Are they having fun? | d She is reading a book. |
| 5 Is Tariq helping Dad? | e She is driving the boat. |

C Complete the text with affirmative and negative forms of the present continuous.



Dear Tariq,
Your vacation is cool! I'm happy you ¹ _____
✓ (have) fun. We ² _____ ✗ (stay) on a boat.
We ³ _____ ✓ (visit) my grandparents. And
I ⁴ _____ ✓ (sleep) in a tent in the yard! It's
great. My brother Danny ⁵ _____ ✗ (watch)
TV. He ⁶ _____ ✓ (play) outside. Mom and
Dad ⁷ _____ ✓ (cook) in the yard, too!
See you soon,
Molly

D Write the words in the correct order to make questions.

- 1 staying / is / on a boat? / Molly _____
- 2 is / sleeping / in a tent? / Molly _____
- 3 TV? / Danny / watching / is _____
- 4 playing / is / outside? / Danny _____
- 5 are / cooking / in the yard? / they _____

E Answer the questions in exercise D.

- 1 No, she isn't .
- 2 Yes, _____ .
- 3 No, _____ .
- 4 Yes, _____ .
- 5 Yes, _____ .

Exam Time

Look at the pictures. Look at the letters. Write the words. There is one example.



Example running ningrun



1 _____ dcaning



2 _____ slpineeg



3 _____ gingsin



4 _____ atineg



5 _____ pinglay

17

Robots

Discover Grammar

A Listen and read.  38

This is Asimo. Asimo is a very special robot.

Can robots walk?

Many robots can't walk. Asimo can walk and run. It can climb up stairs. Asimo can dance and kick a ball, too!

Can Asimo hear?


No, it can't. Asimo can't hear music. It can dance because it can copy people.

Can Asimo speak?

Asimo can say some words, but it can't learn like you can. You can think. Asimo can't think.

Can Asimo eat?

Asimo can't eat and it can't drink. But it can pour a drink for you! Asimo can help people. It is a robot helper for people who can't do some things.

B Read the text again and circle *can* and *can't*.

C Check (✓) or cross (X) the things that Asimo can and can't do.

- | | | | | |
|-------------------------------|------------------------------------|--------------------------------|--------------------------------|--------------------------------------|
| <input type="checkbox"/> walk | <input type="checkbox"/> hear | <input type="checkbox"/> drink | <input type="checkbox"/> dance | <input type="checkbox"/> kick a ball |
| <input type="checkbox"/> run | <input type="checkbox"/> say words | <input type="checkbox"/> think | <input type="checkbox"/> move | <input type="checkbox"/> eat |

Learn Grammar

A Read and learn.

Can: Affirmative and Negative Statements

We use *can* to talk about ability. We use *can* before a verb to talk about the things that we are able to do.

You can think. It can kick a ball.

We use *can't* (*cannot*) before a verb to talk about the things we are not able to do.

Asimo can't hear. It can't eat and drink.

I		move.
You	can	dance.
He / She / It	can't	sing.
We / They		run.

Look! *Can* and the main verb always stay the same.

We can ask *yes / no* questions with *can*.

Can you dance? Can they sing? Can he move?

Yes, I can. No, they can't. Yes, he can.



B Complete the sentences with *can* or *can't*.

Boy Look! This is my robot.

Girl Cool. ¹ _____ it move?

Boy Yes, it ² _____. Look. It has wheels.

Girl Oh. ³ _____ it walk and run?


Boy No, it ⁴ _____. But it ⁵ _____ make music!
Listen!



C Listen and check. 39

D Act it out!

E Look, read, and circle the correct words.



- | | |
|--|---|
| 1 It can / can't hear the music. | 4 They can / can't eat. |
| 2 He can / can't dance. | 5 They can / can't smile. |
| 3 She can / can't drink. | 6 They can / can't kick a ball. |

F Match the questions and the answers.

- | | |
|-----------------------|---|
| 1 Can Asimo walk? | a Yes, he can. He can hear the music. |
| 2 Can all robots run? | b Yes, they can. They are having fun. |
| 3 Can robots eat? | c No, they can't. Asimo is special. |
| 4 Can the boy dance? | d Yes, it can. It can walk and run. |
| 5 Can the boys smile? | e No, they can't. Robots don't need food. |

G Look and complete the sentences.




1 It _____ copy.



3 It _____ run.



2 It _____ eat and drink.



4 It _____ smile.

H Write the words in the correct order to make sentences.

- 1 move / can / the / robots _____
- 2 the stairs / it / climb / can't _____
- 3 can / it / with the ball / play _____
- 4 can / smile / the / children _____
- 5 can't / the / robots / dance _____
- 6 children / can / the / run _____



I Write questions about the robots.
Use the verbs in blue.
Then complete the answers.

- 1 run Can the robots run ? No, they can't.
- 2 move _____ ? Yes, they can.
- 3 play _____ ? Yes, _____ .
- 4 smile _____ ? No, _____ .



Let's Write!

J Read and check (✓) the things that you can do.

- play football swim ride a bike make a cake
- eat an ice cream sing a song dance ride a bike

K Tell a friend.

Can you ride a bike?

No, I can't. But I can swim!

L Write two things that you can do, and two things that you can't do.

I can _____ .

I can't _____ .

But I can learn!


18 In the Garden

Discover Grammar

A Listen and read. 40

How To Grow Sunflowers

- 1 Buy young plants. You should choose small, green plants. You shouldn't buy plants with yellow leaves.
- 2 Get some pots. Remember: sunflowers grow tall! You should choose big pots. You can use old pots, but you shouldn't use dirty pots.
- 3 You should put some small stones in the pots. Then put the soil in the pots.
- 4 Make holes in the soil and put in the plants. You should give them lots of water.
- 5 You should choose a sunny spot for your flowers. They need to be in the sun for seven hours every day.
- 6 Check the soil. Is it dry? You should water the plants. Plants need water to grow.



B Read the text again. Underline advice with *should* and *shouldn't*.

C Remember the text. Circle the correct answers.

- 1 Should I choose plants with yellow leaves?
a Yes, you should. b No, you shouldn't.
- 2 Should I choose small pots?
a Yes, you should. b No, you shouldn't.
- 3 Should I put soil in the pots?
a Yes, you should. b No, you shouldn't.
- 4 Should my sunflower grow in a sunny spot?
a Yes, it should. b No, it shouldn't.
- 5 Should I give my plant lots of water?
a Yes, you should. b No, you shouldn't.

Learn Grammar

A Read and learn.

Should for Advice

We can use *should* and *shouldn't* to give people advice.

✓ You *should* buy small, green plants.

✗ You *shouldn't* buy plants with yellow leaves.

I		choose ...
You	should	buy ...
He / She / It	shouldn't	plant ...
We / You / They		clean ...




We can ask *yes / no* questions with *should*, to ask for advice or opinions.

Should I buy young plants? Yes, you *should*.

Should I choose small pots? No, you *shouldn't*.

B Match the questions and answers.



- Should I plant some strawberries?
 - Should I plant them under this tree?
 - OK. Now, should I water them?
- No, you shouldn't. They need the sun.
 - Yes, you should. They need water.
 - Yes! I like strawberries.

C Listen and check. 🎧 41

D Act it out!

E Look and number, then check (✓) the correct answers.



- 1 Should I use a big pot?
 Yes, you should. No, you shouldn't.
- 2 Should I choose a plant with yellow leaves?
 Yes, you should. No, you shouldn't.
- 3 Should we give the plants water?
 Yes, we should. No, we shouldn't.
- 4 Should I plant my sunflower here?
 Yes, you should. No, you shouldn't.
- 5 Should I clean this old pot?
 Yes, you should. No, you shouldn't.





F Complete the sentences.

How to make a cress head

- 1 ✓ You _____ clean a jar or plastic pot.
- 2 ✓ You _____ draw a face on the pot.
- 3 ✗ You _____ use soil. Use wet cotton balls instead.
- 4 ✓ You _____ put lots of seeds in.
- 5 ✓ You _____ find a sunny spot for your cress head.
- 6 ✗ You _____ let your cress head get dry.
- 7 ✓ You _____ take a picture and send it to your grandma!



G Write the words in the correct order to make sentences.
Then match them to the pictures.



- 1 the tree / should / in a sunny spot. / we / plant _____
- 2 she / water / should / the flowers. _____
- 3 shouldn't / put / close together. / you / the plants _____
- 4 choose / shouldn't / he / a small pot. _____

H Read the questions. Complete the answers.

- 1 Should I grow lots of fruit and vegetables? Yes, _____.
- 2 Should we plant tomatoes in winter? No, _____.
- 3 Should they pick all the flowers? No, _____.
- 4 Should she choose a small, green plant? Yes, _____.

Let's Talk!

I Read and match the problems and the advice.


- | | |
|---------------------------------|---|
| 1 The soil is dry. | a You shouldn't plant a sunflower here. |
| 2 This is a dark corner. | b You should clean it. |
| 3 This pot is dirty. | c You should buy a different plant. |
| 4 This pot is small. | d You should water your plants. |
| 5 This plant has yellow leaves. | e You should choose a big pot. |

J Act out the dialogues. Ask and answer with a friend.

The soil is dry!

You should water your plants.

Module 9 Review




A Complete the sentences with *can* or *can't*.

- 1 X It _____ swim. 4 X It _____ hear.
 2 ✓ It _____ dance. 5 X It _____ sing.
 3 ✓ It _____ move. 6 ✓ It _____ help.

B Write the words in the correct order to make questions.

- 1 they / can / dance? _____
 2 can / swim? / it _____
 3 can / move? / they _____
 4 it / hear? / can _____
 5 she / sing? / can _____
 6 he / a bike? / can / ride _____



C Answer the questions in exercise B.

- 1 ✓ Yes, they can. 4 ✓ _____
 2 X No, _____ . 5 X _____
 3 ✓ _____ . 6 ✓ _____

D Complete the sentences with *should* or *shouldn't*.

Let's grow tomatoes!

- 1 ✓ You _____ choose small, green plants.
 2 ✓ You _____ plant them in a warm place.
 3 ✓ You _____ give the plants lots of water.
 4 X You _____ water the plants in the evening.
 5 X You _____ pick the green tomatoes.
 6 ✓ You _____ eat the tomatoes when they're red.

E Read the advice in exercise D and answer the questions.

1 It's evening.
Should I water
the plants?



3 It's sunny.
Should I plant my
tomatoes here?



2 Should I pick
these green
tomatoes?



4 Look! Should
I eat these
tomatoes now?



Exam Time


Look and read. Put a check (✓) or a cross (X) in the box. There are two examples.



Example He can swim.




3 They can't sing.



Example She should go to bed.



4 She can ride a bike.



1 It can't climb stairs.



5 She shouldn't take an umbrella.



2 He should choose the healthy food.



6 They shouldn't be noisy.

Grammar Reference



Simple Present of *To be*

Use the verb *to be* to talk about facts.

Affirmative		Negative	
I	am	I	am not
He / She / It	is	He / She / It	is not
You / We / They	are	You / We / They	are not

You can ask questions with *be*.

Yes / No Questions	Short answers	
Am I ...?	Yes, I am.	No, I am not.
Are you / we / they ...?	Yes, you / we / they are.	No, you / we / they are not.
Is he / she / it ...?	Yes, he / she / it is.	No, he / she / it is not.

Simple Present: Affirmative and Negative Statements

Use the simple present to talk about facts, habits and routines.

Affirmative		Negative	
He / She / It	eats / swims / sleeps.	He / She / It	does not eat / swim / sleep.
I / You / We / They	eat / swim / sleep.	I / You / We / They	do not eat / swim / sleep.

Simple Present: Yes / No Questions

We can ask *yes / no* questions with *Do* and *Does*. We use *do / does* and *do not / does not* to answer.

Yes / No Questions		Short Answers	
Do I / you / we / they	want ...? need ...?	Yes, I / you / we / they do.	No, I / you / we / they do not.
Does he / she / it	like ...?	Yes, he / she / it does.	No, he / she / it does not.



Simple Present with *To have*

Use the verb *to have* to talk about possessions – things that we own.

To have is an irregular verb.

Affirmative		Negative	
I / You / We / They	have	I / You / We / They	do not have
He / She / It	has	He / She / It	does not have

We can ask *yes / no* questions with *have*. In the simple present, we use *do* and *does* to make the questions and to answer them.

Questions	Short Answers
Do I / you / we / they / have ...?	Yes, I / you / we / they do. No, I / you / we / they do not.
Does he / she / it have ...?	Yes, he / she / it does. No, he / she / it does not.

Possessive 's

Add 's to the end of a name to show that something belongs to someone.

May's home.

Possessive Adjectives

Possessive adjectives tell us who owns something.

This is a field. It's my field. It isn't your field. It's our field!

We can ask *yes / no* questions with possessive adjectives.

Is her dog noisy? Yes, it is. / No, it isn't.

Subject Pronouns	Possessive Adjectives
I	My
You	Your
He	His
She	Her
It	Its
We	Our
You	Your
They	Their



Present Continuous

Use the present continuous to talk about the things that people are doing now.

We form the present continuous with the verb *to be*, and the *-ing* form of the main verb.

Affirmative		Negative	
I am	singing.	I am not	singing.
You are		You are not	
He / She / It is		He / She / It is not	
We / They are		We / They are not	

We can ask *Yes / No* questions with the present continuous.

Questions		Short Answers	
Am I	singing?	Yes, I am.	No I am not.
Are you		Yes, you are.	No you are not.
Is he / she / it		Yes, he / she / it is.	No, he / she / it is not.
Are we / you / they		Yes, we / you / they are.	No, we / you / they are not.



Oxford Discover

Creating young thinkers
with great futures


How do you ensure your students have a full understanding of **grammar use, meaning, and form**?

Oxford Discover Grammar presents **grammar through context**, guiding students as they discover meaning. It combines this **guided discovery** approach with **extensive form-based practice**, ensuring that students have all the knowledge they need to use English grammar confidently and accurately.

Levels 1-6 of **Oxford Discover Grammar** contain:

- Student Book
- Class Audio CD
- Teacher Website

Use alongside
Oxford Discover,
or on its own to help
your students improve
their grammar.



SHAPING learning TOGETHER

ISBN 978-0-19-443259-7



OXFORD
UNIVERSITY PRESS

www.oup.com